

Product Catalogue
September 2012



 **SENIORS**
NETWORK SOLUTIONS
At your service

Seniors Network Solutions started as a discount supplier of name-brand incontinence products to the public, long term care, retirement and group homes. We have expanded our product range by adding over 2000 home healthcare, mobility products and services together with key partners in Canada and the US.

This product guide is a sample of the equipment, supplies and services we currently offer. Our website shows our complete range of products and is updated periodically with new and exciting innovations. Please, don't hesitate to contact us for any additional product or service inquiries: as our name already indicates, with the use of our network of international healthcare suppliers/manufacturers we will find the solution for your needs.

Our business philosophy is to offer standard products through our cost-efficient online portal to end-users, health professionals and institutions, while custom products and solutions are offered through our local partners. Our clients have the advantage to use our price-attractive online store, while still having the access to a showroom located in Richmond Hill, Ontario. The size of the warehouse guarantees that almost all products shown online are in-stock items and therefore allows for a quick Canada-wide delivery to the client.

To view our current product assortment please visit our website www.seniornetworksolutions.com.

We would like to thank our current client base and business partners who helped in the success of Seniors Network Solutions. We are looking forward to continue adding new products and services to our portfolio to serve you even better.



At your service.

CATALOGUE:

Whilst all care is taken to provide accurate information with respect to the item described, Seniors Network Solutions is not involved in product design or manufacture, and therefore not able to guarantee the accuracy of the information provided. This catalogue contains general information on a variety of products and services distributed by Seniors Network Solutions. While the information and pricing contained in this catalogue was believed to be accurate at the time of printing, it is not guaranteed to be so, and it is subject to change and are simply used as a guide. Seniors Network Solutions also reserves the right to correct any errors or misprints and adjust our prices and product information according to any alteration by our suppliers or any other changes beyond our control. Some products are shown with optional accessories and are for illustration only. There may be variations in appearance and details in the actual product provided at the time of your purchase.

HOW TO ORDER

We are committed to providing you with

- Highest quality and most functional products
- Savings. Better value for better products
- Excellent customer service
- Knowledgeable, friendly staff
- On-going innovation

At Seniors Network Solutions, we are,
AT YOUR SERVICE.



www.seniorsnetworksolutions.com



sales@seniorsnetworksolutions.com



Toll Free Phone 866 880 1442



Toll Free Fax 866 279 9265



Orders can also be picked up from our show room located in Richmond Hill ON.

Hours of Operation:
Monday – Friday
9AM to 5PM

We have many more items than we can fit in this catalogue, it is a mere sample of all available products.

For a complete list of all the products we carry, please visit www.seniornetworksolutions.com

CATEGORIES

Bathroom Safety	Pages 5-17
Bedroom	Pages 18-32
Body Comfort & Support	Pages 33-42
Canes and Crutches	Pages 43-50
Compression	Pages 51
Continence	Pages 52-54
Daily Aids	Pages 55-69
Fitness	Pages 70-72
Rollators	Pages 73-80
Manual Wheelchairs	Pages 81-100
Power Wheelchairs	Pages 101-110
Scooters	Pages 111-120
Ortho Supports	Pages 121-122
Ramps	Pages 123-124
Therapy	Pages 125-129

TABLE OF CONTENTS

Bathroom Safety

Pages 5-17

Bath Bench - Folding	17
Bath Bench with Back	5
Bath Bench with Back and Removable Padded Arms	11
Bath Bench with Removable Padded Arms	17
Bath Lifter Bellavita (Automatic)	6
Bath Mat	8
Bathroom Safety Shower Tub Chair with Back	5
Bath Stool with Padded Rotating Seat	6
Drop-Arm Commode	14
Drop-Arm Commode with Padded Seat	14
Drop-Arm Commode with Wheels and Padded Arms	16
Grab Bars - Suction Cup	9
Handheld Shower (Deluxe) Massager	10
Handheld Shower (Deluxe) Spray with Diverter Valve	10
Safety Rail Stand Alone	15
Shower Bench Portable	7
Suction Rail	9
Toilet Safety Frame	16
Toilet Safety Rail	15
Toilet Seat 2 in 1 Locking Elevated with Tool Free Removable Arms	12
Toilet Seat Premium Plastic (Raised)	13
Toilet Seat Riser- Premium with Removable Arms	13
Transfer Bench - Universal Folding/ Sliding	11
Transfer Bench (Padded)	12
Tub Rail Clamp on	7
Tub Rail Rotating	8

Bedroom

Pages 18-32

Assist Rail & Folding Bed Board Combo	29
Assist Rail Adjustable Height	28
Bed Sore Prevention - Genuine Sheepskin	
Bed Overlay	32
Elbow Pad	32
Heel Pad	32
Slippers	32
Over Bed Table - Non-Tilt	28
Pillows	
Body Pillow	19
Cervical Water	25
Contour Core Pillow	20
Contoured Memory Foam	21

TABLE OF CONTENTS ...CONT'D

Bedroom

Pages 18-32

Pillows (cont'd)	
Ecological Oversized Contoured	21
Knee Buddy - Leg Spacer	24
Memory Foam 4-Position	19
Mini Contoured Travel	23
Neck and Neck 4 in 1 Cervical	19
Neck and Neck Plus P	20
Sleep Buddy Plus Leg Spacer	24
Spring TheraP	22
Standard Cervical Pillow with Memory Foam	23
Super Soft Contoured	22
The Ultimate Neck Pillow with Soy	20
Ultra Foam Deluxe Pillow	25
Pillow Protector	26
SuperPole Basic	30
SuperPole with SuperBar	29
Wedge	18

Body Comfort & Support

Pages 33-42

BackRest Support	
CustomAIR BackRest Support	34
Embrace LumbAIR Plus	37
Embrace Plus	36
EmbraceAIRPlus	37
High BackRest Support	34
LowBack BackRest Support	35
The Obus UltraForme BackRest	35
WideBack BackRest Support	36
Back Belt	
Female	33
Male	33
Unisex	33
Cushion	
AirFlow Seat Cushion	38
CustomAir Seat Cushion	38
Contoured Seat Cushion	38
Gel Seat Cushion	39
The Sit- Back Cushion	39
Swedish Massaging Cushion	41

TABLE OF CONTENTS ...CONT'D

Body Comfort & Support Pages 33-42

Massage	
Massage Wrap	41
Neck and Shoulder	41
Professional Body Massager	40
Shiatsu Neck Massager with Heat	41
Side to Side Lumbar Support with Massage	42
Supporting Roll	42
Supporting Roll with Massage	42
Personalized Comfort Driver Seat	40

Canes and Crutches Pages 43-50

Canes	
Aluminum Ortho K Grip Cane	44
Bariatric Quad Cane	44
Cane Seat	45
Canes/Sling Seat	45
Crook Cane with Tab-Loc Silencer	46
Folding Canes	
Adjustable Lightweight Folding Cane with Gel Hand Grip	43
Aluminum Folding Canes, Height Adjustable	48
Blind Cane with Wrist Strap	46
Folding Cane With Silicone Glow Grip Handle and Tip	47
Quad Cane, Small Base with Silver Vein Finish	43
Crutches	
Bariatric Steel Crutch	49
Forearm Crutch Euro Style Lightweight Aluminum	50
Forearm Steel Crutches	50
Universal Aluminum Crutches with Accessories	49
Universal Aluminum Folding Underarm Crutch	49

Compression Pages 51

Continence Pages 52-54

TABLE OF CONTENTS ...CONT'D

Daily Aids

Pages 55-69

Anti-Fatigue MAT	69
Brush & Comb	58
Can Opener - One Touch	59
Carts	
All Purpose Cart	67
Rolling Shopping Cart	67
All Purpose Cart Liner	67
Cutting Board with Pivot Knife	59
Dressing Stick wit Shoe Horn	61
Duster - Extendable Telescopic Duster 33"- 49"	55
Duster - Extra Long	56
Dustpan and Broom - Long Handled	56
Furniture Riser	62
Garden Kneeler Seat	66
Hair Dryer Holder	58
Kneeling Pad	66
Laundry Trolley	68
Laundry Bag	69
Laundry Basket	68
Leg Lifter	60
Reacher	
32" Standard Assist Reacher	65
Folding Hand Held Reacher	65
Hand Held Reacher	65
Shoe Horn - Extra Long	61
Shopping Cart	60
Sock/Stocking Aid	61
Sponge - Extra Long	56
Stocking Aid	61
Stools	
1 Step Stool	62
2 Step Stool	62
Folding Step Stool	63
Foot Stool	63
Kitchen Stool	64
Padded Seat Revolving Pneumatic Adjustable Height Stool	64
Wheeled Round Stool	64
Toe Nail Extra Long Scissors	58
Toilet Brush - Extended	55
Tub and Tile Scrubber	57
Tub Scrubber	57

TABLE OF CONTENTS ...CONT'D

Fitness

Pages 70-72

Balance Disk	72
Exercise Peddler	70
Flexbar	72
Thera-Band Exercise Balls	71
Thera-Band® Exercise Bands	71

Mobility - Rollators

Pages 73-80

3 Wheel Rollator	75 & 76
4 Wheel Rollator	76 & 77
Bariatric Steel Rollator	73
Combination Transport Wheelchair/Rollator	73 & 74
Indoor Rollator	74
TYPE 2 Folding Rollator with Seats	77
TYPE 3 Rollator with Seat and Back	78, 79 & 80

Manual Wheelchairs

Pages 81-100

Transport Chair	
Flylite Transport Chair	85
Flyweight Transport Chair	83 & 84
Heavy Duty Bariatric Transport Chair	81 & 82
Lightweight Foldable Transport Chair	84
Lightweight Transport Chair	82 & 83
Super Light Folding Transport Chair	86
Transport Chair Combo	81
Travelite Transport Chair	86
Ultra Lightweight Foldable Transport Chair	85
Heavy Duty Bariatric Transport Chair	
450 Pound Weight Capacity	87
500 Pound Weight Capacity	88
700 Pound Weight Capacity Extra Wide	90
700 Pound Weight Capacity	89
Type 1 Standard Manual Wheelchair	91, 92 & 93
Type 2 Lightweight Standard Manual Wheelchair	94, 95 & 96
Type 3 Lightweight Performance Manual Wheelchair	97
Type 5 Manual Dynamic Tilt Wheelchair	98, 99 & 100

TABLE OF CONTENTS ...CONT'D

Power Wheelchairs

Pages 101-110

Mid Wheel - Heavy Duty	102
Mid Wheel Drive	101 & 103
Real Wheel Drive	105
Rear Wheel - Heavy Duty	104
Rear Wheel - Travel	106
Type 1 Power Base	107 & 109
Type 1 Power Base Heavy Duty	108
Type 2 Power Base Front Wheel Drive	110

Scooters

Pages 111-120

3 Wheel Compact	111 & 112
3 Wheel Compact Travel	111 & 116
3 Wheel Full Size	114
3 Wheel Medium Size	112 & 113
4 Wheel Compact	116 & 118
4 Wheel Full Size	119 & 120
4 Wheel Heavy Duty	115
4 Wheel Medium Size	114
4 Wheel Standard	117

Ortho Supports

Pages 121-122

Ankle Support	122
Ankle Wrap	122
Elbow Pad	121
Knee Stabilizer	122
Knee Support	122
Wrist Brace	121
Wrist Wrap	121

Ramps

Pages 123-124

Therapy

Pages 125-129

Cold/Hot Pack	128
Heat pad	127
Lumbar Pad Heat Therapy	126
MediBeads Neck Wrap 8"x12	125
Moist Heating pad	128
Neck and Shoulder Wrap	126
TENS Unit	129

BATH BENCH without Back

- Easy Tool Free assembly of back, seat and legs.
- Drainage holes in seat reduce slipping.
- Aluminum frame is lightweight, durable and corrosion proof.
- Angled legs with suction style tips provide additional stability.
- Support collar prevents leg movement.
- Limited Lifetime Warranty.



Item # **RTL12203KDR**

Price: **\$53.00** (Colored picture below **\$72.05**)



Bathroom Safety Shower TUB CHAIR

- Easy Tool Free assembly of back, seat and legs.
- Drainage holes in seat reduce slipping.
- Aluminum frame is lightweight, durable and corrosion proof.
- Angled legs with suction style tips provide additional stability.
- Support collar prevents leg movement.
- Limited Lifetime Warranty.



Item # **RTL12203KD**

Price: **\$73.00** (Colored picture below **\$92.41**)



BATH STOOL with Padded Rotating Seat

- The rotating padded seat reduces twisting and reaching while in the shower.
- The rotating top of the seat can be removed for easy cleaning.
- Comes with removable tray for storing personal items.
- Ideal for individuals who have balance or mobility issues.
- Seat Height can be adjusted from 16" to 23".
- Weight capacity 300 lbs..
- Limited Lifetime Warranty.



Item # RTL12061

Price: \$64.99

Bellavita AUTO BATH Tub Chair Seat Lift



- The Bellavita is our new ultra modern automatic bath lift.
- It is easy to transport and stow away.
- It is ideally suited for use in the home or away.
- The new stylish design was created with the assistance of healthcare professionals.

Item # 477200252

Price: \$1,548.00



Portable SHOWER BENCH

- One-piece shower bench adds convenience, comfort and safety to the bathroom.
- It is portable for easy storage and travel.
- Handle provides additional safety and stability for the user.
- Rubber stops help protect tub from scratches.
- Drain holes prevent pooling.
- Limited Lifetime Warranty.

Item # 12023

Price: \$66.69



Parallel Bathtub Clamp on TUB RAIL

- Durable, white powder-coated steel construction is attractive and easy-to-clean.
- 14" - 17" Height Adjustment (for 12036-ADJ only).
- Handle design provides secure hand position.
- Width adjusts from 3" - 7".
- Stainless steel locking mechanism and non-wearing rubber pads provide scratch proof security.
- Fits most tubs (not for use with fiberglass tubs).
- Tool free installation.
- Limited Lifetime Warranty.

Item # 12036

Price: \$58.80

Rotating TUB RAIL

- Handle position can be rotated in 45 degree increments.
- Oversized handle with soft grip provides additional comfort.
- Easy tool free assembly makes it easy to secure to tub.
- Fits tub rails 3" to 6" wide.
- No sharp edges make bathing safer and more comfortable.
- Weighs only 7.2 lbs..
- Limited Lifetime Warranty



Item # MG12039
Price: \$87.35



Item # 12039
Price: \$48.29



Bath MAT

- Mat is held securely by multiple suction cups.
- Extra long bath mat adds safety and security by providing a large, slip proof surface in the bath.
- Soft rubber mat is easy to clean and roll up for storage.
- Mat has a contour cut design to fit around drain.
- Mold resistant latex free rubber.
- 90 Day Limited Warranty.

Item # 12950
Price: \$20.52

Suction Cup GRAB BARS

- Installs and removes without tools or professional installation.
- Will not damage property.
- Large suction cups provide an extremely strong hold.
- Release levers make installing and removing the suction cup grab bars quick and easy.
- Color indicator shows “safe secure” suction or “re-affix” suction.
- Limited Lifetime Warranty
- 19 3/4" Dual Grab Bar, Rotating (13084)
- 12" Grab Bar (13082)



Adjustable Angle Rotating Suction Cup Grab Bar



Item # 13084
Price: \$26.32



Item # 13082
Price: \$17.59

Caution: The suction cup grab bars and quick suction rail are to be used as balance assist only. They are not for body weight leverage.



Quick SUCTION RAIL

- Provides sturdy support and confidence in and around the tub and shower.
- Helps prevent dangerous slips and falls.
- Grip area has a ribbed surface for extra help with grip.
- Installs instantly.
- Extra support in the washroom, shower and bath.
- Limited 6 Month Warranty.

Item # RTL1270
Price: \$36.88



Deluxe Handheld SHOWER SPRAY with Diverter Valve

- On/Off switch built into handle for easy access.
- Wall holder and extra-long 80" white reinforced nylon hose provides extra convenience.
- Comes with diverter valve that allows either the regular shower head to operate or be used as a hand held shower spray.
- Limited Lifetime Warranty.

Item # 12037

Price: \$26.86

Deluxe Handheld SHOWER MASSAGER with Three Massaging Options

- Adjustable massaging head.
- Chrome shower arm mount and extra-long
- 84" chrome/mylar reinforced tangle free hose.
- Can be used as hand held shower spray or used in handle mount as traditional showerhead.
- Limited Lifetime Warranty.

Item # RTL12045

Price: \$31.19





Folding Universal Sliding TRANSFER BENCH

- Transfer Bench slides left and right along frame for easy entry into and out of tub.
- Folds flat for transport and storage.
- Comes standard with removable soap dish.
- Comes with seat belt for added safety.
- Limited Lifetime Warranty.

Item # SNSRTL12075

Price: \$305.02



BATH BENCH with Back and Removable Padded Arms

- Removable padded armrests provide comfort and added security.
- Blow-molded bench and back provide comfort and strength.
- Drainage holes in bench reduce slipping.
- Aluminum frame is lightweight, durable and corrosion proof.
- Tool free assembly.
- Limited Lifetime Warranty.

Item # SNS12445-1

Price: \$87.66





Item # 12005KD1
Price: \$199.00

K.D. Padded TRANSFER BENCH

- Comfortable cushioned seat and backrest.
- “A” frame construction provides additional stability.
- Height adjusts in 1/2" increments with unique
- “Dual Column” extension legs.
- All transfer benches are reversible to accommodate any bathroom.
- Aluminum frame is lightweight, sturdy and corrosion resistant.
- No exposed hardware to injure patient.
- Extra large suction cups provide added safety.
- Tool-Free Assembly requires connecting back, legs and arm.
- Limited Lifetime Warranty

Item # 12005kdc-1
with Commode Opening
Price: \$253.80

2 in 1 Locking Elevated TOILET SEAT with Tool Free Removable Arms

- Designed for individuals who have difficulty sitting down, or getting up from the toilet.
- Tool Free Arms can be removed or added as needed.
- Arm sleeves and receivers are made of metal for more durability.
- Heavy-duty molded plastic construction provides additional strength and durability.
- Improved locking device is engineered with larger,
- Heavy-duty “worm screw” and locking plate to ensure a safe, secure fit.
- Lightweight and portable.
- Easily attaches to toilet bowl.
- No tools required for installation.
- Easy to clean.
- Fits most toilets.
- Limited Lifetime Warranty.



Item # RTL12027RA
Price: \$88.50



Premium Plastic (RAISED) Elevated, Regular/Elongated TOILET SEAT with Lock

- Designed for individuals who have difficulty sitting down, or getting up from the toilet.
- Arms provide added safety and stability.
- Wide opening in front and back for personal hygiene.
- Heavy-duty molded plastic construction provides additional strength and durability.
- Standard locking mechanism ensures safety.
- Lightweight and portable.
- No tools required for installation.
- Easy to clean.
- Fits most elongated toilets.
- Limited Lifetime Warranty.

Item # 12013

Price: \$72.25



Premium SEAT RISER with Removable Arms

- Designed for individuals who have difficulty sitting down, or getting up from the toilet.
- Allows individual to use their existing toilet seat and lid.
- Tool Free Arms can be removed or added as needed.
- Arm sleeves and receivers are made of metal for more durability.
- Heavy-duty molded plastic construction provides additional strength and durability.
- Lightweight and portable.
- Easily attaches to toilet bowl.
- No tools required for installation.
- Easy to clean.
- Fits most toilets.
- Limited Lifetime Warranty.

Item # 12402

Price: \$56.50

K.D. Deluxe Steel Drop-Arm BEDSIDE COMMUNE

- Easy to assemble frame.
- Easy-to-release drop arm mechanism allows for safe lateral patient transfers to and from commode.
- Ideal for those with limited dexterity.
- Durable plastic snap-on seat and lid.
- Easy to clean grey powder coated steel finish.
- Plastic armrests and back provide extra comfort and support.
- Comes with 12 qt. commode bucket with carry handle and splash shield.
- Limited Lifetime Warranty.

Item # 11125KD-1

Price: \$194.66



K.D. Deluxe Steel Drop-Arm BEDSIDE COMMUNE with Padded Seat

- Easy to assemble frame.
- Padded open front vinyl toilet seat.
- Easy-to-release drop arm mechanism allows for safe lateral patient transfers to and from commode.
- Ideal for those with limited dexterity.
- Easy to clean grey powder coated steel finish.
- Padded armrests and back provide extra comfort and support.
- Comes with 12 qt. commode bucket with carry handle and splash shield.
- Limited Lifetime Warranty.

Item # 11125PSKD-1

Price: \$233.59



Toilet SAFETY RAIL

- Allows individuals to safely sit or stand.
- Easy assembly and installation.
- Comes with soft, padded handles for comfort.
- Width adjusts from 16" - 18" between handles.
- Limited Lifetime Warranty.

Item # RTL12087

Price: \$60.21

Stand Alone Toilet SAFETY RAIL

- Free standing around toilet.
- Easy, tool free assembly using wing nuts.
- Fits standard and elongated toilets.
- Comes with padded armrests for added comfort.
- Comes with a magazine rack for added convenience.
- Limited Lifetime Warranty.

Item # RTL12079

Price: \$56.93





Toilet SAFETY FRAME

- Anodized aluminum is sturdy and lightweight.
- Armrests provide additional comfort and support.
- Powder coated aluminum bracket easily attaches frame to toilet.
- Arms are height and width adjustable.
- Limited Lifetime Warranty.

Item # 12001KD-1

Price: \$49.88



Steel Drop-Arm COMMUNE with Wheels and Padded Arms

- Easy-to-release arm mechanism allows for safe lateral patient transfers to and from commode.
- Arm provides additional support while transferring.
- Rust resistant, swivel casters (2 with locks).
- White powder coated steel frame is attractive and easy to maintain.
- Padded arm rests provide extra comfort and support.
- Comes with 7.5 qt. commode bucket with carry handle and splash shield.
- Limited Lifetime Warranty.

Item # 11101W

Price: \$221.70





BATH BENCH with Removable Padded Arms (16")

- Removable padded armrests provide comfort and added security.
- Blow-molded bench provides comfort and strength.
- Drainage holes in bench reduce slipping.
- Aluminum frame is lightweight, durable and corrosion proof.
- Adjustable height legs.
- Tool free assembly.
- Limited Lifetime Warranty.

Item # 12440-1

Price: \$71.34




Folding BATH BENCH

- Conveniently folds flat.
- Blow-molded bench provides comfort and strength.
- Drainage holes in seat reduce slipping.
- Aluminum frame is lightweight, durable and corrosion proof.
- Angled legs provide additional stability.
- Limited Lifetime Warranty.

Item # 12486

Price: \$56.07



Bed WEDGE

- Conveniently and economically replaces pillows and rolled towels, while helping position more securely.
- Designed to provide head, back, or leg elevation. Removable washable cover.



Also available with Quilt Cover

Item # SNSINC6103

(displayed - 24" x 24" x 7)

Price: \$49.00

With Quilt \$51.50



Obusforme BODY PILLOW 4 Feet Long

- 4-Foot long full-length body pillow
- Provides ideal support for lounging or reading
- Ideal for providing comfort and support to the expectant mother
- Anti-bacterial fiberfill assists in inhibiting the growth of certain bacteria, mold and fungus
- Covered in a soft 100% cotton cover

Item # SNSPLBDY01

Price: \$49.99

Memory Foam 4-Position PILLOW

- Universal pillow
- Therapeutic support
- Superior comfort Contours perfectly to neck, lower back, knees and legs
- Machine washable plush velour cover

Item # SNSPL4PSMF

Price: \$19.99



Neck and Neck 4 in 1 Cervical PILLOW

- Versatile pillow offers choice of four ergonomic sleeping options to provide the most comfortable and supportive fit
- Both Peaked and Pleated surface textures promote air circulation, reduces the build-up of moisture and helps to reduce pressure points
- Ergonomically designed with a high and low end allows personalized support and comfort
- Assists in the relief of neck pain, shoulder tension and associated headaches, allowing for a more restful and restorative sleep
- Includes a machine-washable pillow protector


Item # SNSPLNEC01

Price: \$59.99



Neck and Neck Plus PILLOW

- Versatile pillow offers choice of four ergonomic sleeping options to provide the most comfortable and supportive fit
- Peaked comfort foam surface promotes air circulation, reduces the build-up of moisture and helps to reduce pressure points
- Pleated memory foam gently cradles your head and neck, changing shape as you move to provide responsive support all night long
- Special pleated texture creates a softer, more comfortable sleeping surface than traditional memory foam
- Assists in the relief of neck pain, shoulder tension and associated headaches, allowing for a more restful and restorative sleep
- Includes a machine-washable pillow protector



Item # SNSPL-CMB-01

Price: \$71.40



Contour Core PILLOW

- Contour Core™ technology features integrated, invisible contoured head and neck support within the core of the pillow
- Enjoy the conforming support of a cervical pillow with the luxurious full-bodied shape of a traditional pillow
- Fits perfectly in standard pillow cases to complement your bedroom decor

Item # SNSPLCORCT

Price: \$70.54



The Ultimate Neck PILLOW with Soy


- Highly breathable to allow maximum airflow through the pillow - keeping you cooler and free of perspiration while you sleep.
- Odorless for a more relaxing and restful sleep. Entirely washable for convenience and peace of mind.
- Meets the world's most stringent and widely recognized standard for harmful substances commonly used in textile production includes a deluxe machine-washable velour pillow protector

Item # SNSPL-SOY-NK

Price: \$80.33

Contoured Memory Foam PILLOW

- Made with heat and pressure sensitive memory foam, this cervical support pillow is designed to conform to the shape of your head and neck for custom support and greater comfort
- Gently cradles your head and neck, changing shape as you move to provide responsive support all night long
- A high and low end allows you to choose the height you find most comfortable
- Contoured to ergonomically support the natural alignment of your neck
- Helps to decrease morning pain and stiffness resulting from poor neck support
- Assists in the relief of neck pain, shoulder tension and associated headaches
- Includes a machine washable pillow cover with nylon zipper. Fits perfectly in standard pillow cases



Item # SNSPL-MEM-5S

Price: \$34.99

Ecological Oversized Contoured PILLOW



- Ideal for sleeping on your back or side
- Ergonomically designed with a high and low end allows personalized support and comfort
- Contains natural ingredients
- Ecologic pillow is made using all natural castor oil.
- Castor oil, a by-product of the castor bean, has properties that have been shown to inhibit the growth of mold and bacteria.
- Ecologic pillow covers are partially comprised of bamboo, an renewable and sustainable resource.
- Bamboo plants are grown without the use of pesticides or fertilizers and require very little water. Bamboo fibers are also very soft and fine, providing a luxurious, silky feel.

Item # SNSPLESNSCLCT

Price: \$79.38

Spring TheraP PILLOW

- Rows of Individual Memory Foam Springs for Cradling Comfort and a better nights sleep
- Ventilated for Cooling Comfort
- Layered Support with Stabilizing Memory Foam Core
- 300 Thread Count Cotton Cover with Mesh Ventilated Sides
- Removable and Machine Washable Cover
- 16" x 22" x 5"

Item # SNSPLSPR01

Price: \$75.58



Super Soft Contoured PILLOW

- Ergonomic design provides you with two options for use: Lower end provides you with the contoured support of a cervical pillow; the higher end provides you with the familiar comfort of a traditionally-shaped pillow
- Contoured to provide gentle support for your head and neck while sleeping on your back or side
- Assists in the relief of neck pain, shoulder tension, and associated headaches
- Helps to decrease morning pain and stiffness
- Allows for a more restful and restorative sleep
- Luxurious 230-thread count cotton cover
- 100% cluster polyester fill
- Pillow can be machine-washed and dried
- Fits any Standard size pillowcase



Item # SNSPLIRAST

Price: \$29.99

Mini Contoured Travel PILLOW



- Superior comfort that cradles your head and neck to help you relax while you travel
- Thermo-sensitive foam uses your body's natural heat to activate contouring process
- Perfectly portable for use in any car, train, boat and plane
- Luxurious machine washable velour cover
- Exceptional support - Contoured to ergonomically support the natural alignment

Item # SNSPLTRVLP

Price: \$19.99

Standard CERVICAL PILLOW with Memory Foam

Contoured to ergonomically support the natural alignment of your neck for outstanding comfort while you sleep.



- Contoured to ergonomically support the natural alignment of your neck for outstanding comfort while you sleep
- Heat and pressure sensitive memory foam gently cradles your head and neck, changing shape as you move to provide responsive support all night long
- Designed to decrease morning pain and stiffness resulting from poor neck support
- Helps you maintain proper cervical alignment by filling in the natural contour of your neck without lifting or tilting your head whether you sleep on your back or side
- Designed to assist in the relief of neck pain, shoulder tension and associated headaches
- A larger or smaller contour provides a choice for the most comfortable and supportive height
- Composed of hypoallergenic polyurethane foam
- Includes a machine washable pillow cover with nylon zipper
- Fits any standard size pillowcase

Item # SNSOPPLSTD01

Price: \$23.99

KNEE BUDDY Memory Foam Leg Spacer

- Ergonomic support, provides proper alignment for the hips and spine
- Assists in the relief of lower back and/or hip pain by relieving pressure on the hips, knees and spine
- Contours perfectly to your body
- Viscoelastic polyurethane foam
- Machine Washable Plush Velour Cover

Item # SNSOPPLKNEBY

Price: \$24.99





SLEEP BUDDY Plus Orthosupport Adjustable Leg Pillow

- Designed to help you maintain proper sleep posture while sleeping on your side, helping to minimize back pain.
- The Sleep Buddy™ Plus provides support between your knees and keeps them from knocking together so that you can sleep comfortably with your legs aligned.
- The contoured high support helps keep the pillow in position and is fully adjustable.
- The centre layer is removable so that it can be adapted to all sizes of individuals.
- Manufactured from polyurethane foam and includes a zippered cover.
- Dimensions: 14.5" x 8.5".

Item # SNS9043

Price: \$45.13



ULTRA FOAM Deluxe Pillow

- Designed with high-quality memory foam for luxurious support
- Designed with high-quality memory foam for luxurious support
- Gently cradles your head and neck, changing shape as you move to provide responsive support all night long
- Special pleated texture provides a softer sleeping surface than regular memory foam
- Contoured to ergonomically support the natural alignment of your neck
- Designed with a high and low end to provide a choice for the most supportive and comfortable height
- Helps to reduce pressure points, promote air circulation and prevent build up of moisture for a more comfortable and supportive sleep
- Assists in the relief of neck pain, shoulder tension and associated headaches
- Hypo-allergenic
- Includes a machine washable pillow protector
- Fits any Standard size pillowcase
- Firm Support

Item # SNSOPPLVSC01

Price: \$99.99

Cervical WATER PILLOW by Obus Forme

- The first pillow to combine the outstanding comfort of a water pillow with the therapeutic support of a contoured cervical pillow.
- Our unique three-chamber water bladder allows you to personalize your level of ergonomic neck support.
- Removable and easy-to-carry bladder can be filled with more or less water to achieve your desired level of support.
- Insulated and cushioned with fiberfill to ensure exceptional comfort, the PVC water bladder is lightly scented to eliminate any plastic odor.
- Fits most standard size pillowcases



Item # SNSOPPLWTR03

Price: \$54.99

Pillow PROTECTOR

**Dust Mites? Mold?
Mildew? Bacteria?**

These create an unhealthy environment. Now you can combat all these unhealthy factors that have been identified as being a major cause in the increase of asthma and many allergy symptoms.

The Sleep Safe Pillow Protector both offer protection and comfort. You will experience comfortable sleeping and anti-microbial protection, night after night, year after year.

Item # SNS9016

Price: \$23.70





Memory Foam MATTRESS TOPPER

1 1/2"

- Enhance your mattress with the luxurious comfort of memory foam for a more restful and restorative sleep.
- Luxurious, high-density memory foam changes shape as you move to provide responsive support all night long
- Rejuvenates your current mattress
- Reduces tossing and turning by reducing pressure points and improving blood circulation
- Memory foam responds to body heat and pressure, conforming to your body's contours then returns to its original shape
- Includes a plush, machine-washable velour mattress cover



Item # SNSOPPM15ET

Price: \$135.00 (Twin) \$169.00 (Double) \$202.00 (Queen) \$ 239.00 (King)



Mattress Pad PROTECTOR

- 50/50 Poly/cotton quilted top
- Liqua-shield backing
- 10 oz. Polyester fill
- 100 % Waterproof
- Anti-fungal, anti-bacterial, anti-microbial
- Hypo-allergenic
- 100% Dust Mite Barrier
- 15" extra deep elasticized skirt

Item # SNS9011

Price: \$89.87 (Double)

\$94.05 (Queen) \$114.95 (King)




Full ELECTRIC BED with Full Length Side Rails and 80" Foam Mattress

- Quiet, smooth operation.
- The easy-to-use hand pendant electrically controls the positioning of the upper body, knees, and overall height of the bed frame to provide maximum comfort and versatility for the patient or caregiver.
- Side clips under angle iron store shaft when bed is unassembled. Easy to set up.
- Head and foot adjustment allow for an anatomically correct sleep surface.
- Channel frame construction provides superior strength and reduced weight.
- Reinforced frame resists twisting and bending.
- Zinc coated spring deck.
- Heavy duty, bed ends are attractive in any décor and easy to maintain.
- Head and foot ends are interchangeable with Invacare® and Sunrise®.
- UL 73 approved. CSA approved.
- Manufactured in ISO9001 facility.
- Weight Capacity 450 lbs..
- Warranty: (Original purchaser) Limited Lifetime on welds, 5 years on frame

Item # SNS15005BV-PKG-2

Price: \$1,344.15



Non-Tilt OVER BED Table

- Walnut, wood grain low pressure laminate top.
- Table top can be raised or lowered in infinite positions between 28"-45".
- Chrome-plated steel "H" base provides security and stability. (
- Silver Vein "H" Base provides security and stability.
- 15" x 30" table top is locked securely when height adjustment handle is released.
- Table top can be raised with slightest upward pressure.
- 2" swivel casters allow for easy maneuverability.
- Limited Lifetime Warranty.

Item # 13067

Price: \$148.15



Adjustable Height Home Bed ASSIST RAIL

- Attaches to Hollywood style home bed frame with four legs on the floor.
- Designed to provide assistance getting in and out of home bed.
- Easy to install, no tools required.
- Rail features four easily accessible grasping points.
- Allows for normal bedding drape.
- Adjustable to fit most beds.
- 11" wide frame for one or two handed use.
- Durable, solid steel tubing.
- Comes with 8" mounting bracket for a secure fit.
- Rail dimensions: 11" (W) x 37" (H) x 11.5" (D)
- Weight Limit: 250 lbs..
- Limited Lifetime Warranty.

Item # RTL15063-ADJ

Price: \$98.71



MORE SECURE DESIGN ATTACHES TO BED FRAME AND FLOOR WITH FOUR ADJUSTABLE LEGS.



Home Bed ASSIST RAIL & Folding Bed Board Combo

- Assistance for getting in and out of bed.
- Can be used on either side of the bed.
- Tri fold bed board for easy portability and storage.
- Removable handle.
- Easy, quick, no tool assembly. Comes in 2 pieces.
- Simply slides under the mattress for extra firm support.
- Removable powder coated steel handle enables user to remove when not in use.
- Handle with the "Mid Bar", creates grip for any height use.
- Rail dimension: 11.5" (W) x 22.5" (H) x 26.5" (D)
- Weight limit: 250 lbs..
- Limited Lifetime Warranty

Item # 15062

Price: \$151.61



SuperPole with SuperBar MODULAR SUPPORT

- **Ease of use.** No reaching, stretching or twisting required.
- **Flexible.** More compact than a walker in small restricted areas such as washrooms.
- **Versatile.** Can pivot in narrow areas such as between bed and wall, narrow hallways, etc.
- **Bed Application.** Allows weight shift, moving, standing, leaving or getting into bed, or transfer to wheelchair, walker or bedside commode.
- **Bathtub Application.** Provides complete support for step-over without reaching for wall bars. The SuperBar™ can pivot away from shower curtains, allowing them to fully close during a shower.
- **Toilet Application.** Permits pulling up to standing and can provide leaning support while managing clothing.

Item # SNS1231

Price: \$323.50

SuperPole Basic (8 ft) MODULAR SUPPORT

The **SuperPole™ System** is an award winning modular support system designed for those requiring assistance with standing, transferring, or moving in bed.

Central to the system is a stylish floor-to-ceiling grab bar, which provides a secure structure that can be installed in minutes between a floor and ceiling.

Item # SNSLF470

Price: \$190.00



Quick 'N Easy Comfort MATTRESS 80" (L) x 36" (W) x 6" (H)

- Premium quality homecare mattress offering the utmost in comfort.
- Patent pending super compression technology packages mattress in a box with a footprint of just 14" x 14" x 37.5".
- Decompresses quickly.
- Mattress core made from select grade of polyurethane.
- Offers comfort, feel and advantages of latex rubber, without latex allergen.
- Inner core encased in fire retardant barrier, meeting regulation 16 CFR 1633.
- Non-slip bottom and 4 corner straps keep the mattress securely in place.
- Two carry handles on side make lifting and placement easier.
- Durable nylon cover is waterproof for easy use and care.
- 275 lb. weight capacity.
- Limited 1 Year Warranty.



Item # 15076

Price: \$275.24



SURE DRY

Incontinence/Bedwetting Pads

- 100% Waterproof
- Machine washable and dryable
- Quilted top for added comfort
- Non-slip backing
- Absorbent Fiber fill
- 20' x 30 (51cm x 76 cm)

Item # SNS9026

Price: \$14.59

Bed SORE Prevention FOOT PROTECTOR

Genuine sheepskin SLIPPER

- Genuine sheepskin slippers wrap your feet with shearling softness and warmth.
- Maintains body temperature because of the breathing properties of the wools hollow fibres.
- Quick-adjust hook-and-loop closure allows comfortable access for even the most sensitive feet.
- Helps to relieve pressure sores on the feet.
- It allows natural air circulation, absorbs moisture and comforts sensitive areas by reducing the development of pressure points.
- Washing instructions: Luke warm water (30-35°C with PH neutral detergent) air dry.
- Natural tan suede in colour



Item # SNS8221 (Small)
Price: \$84.95



Item # SNS8222 - Open Toe
Price: \$99.95



Item # SNS8223
Price: \$84.95

Bed SORE Prevention



Item # SNS8219

Price: \$45.90

Sheepskin Elbow Pad

- From natural sheepskin, it is held snugly on your elbow or heel with hook and loop straps. Use right or left.
- Fully washable.
- Natural Sheepskin is known to be helpful in the prevention of bed sores.
- Plush and durable it is anti-microbial and fully washable.
- Maintains body temperature because of the breathing properties of the wools hollow fibres.
- It allows natural air circulation, absorbs moisture and comforts sensitive areas by reducing the development of pressure points.
- Natural tan coloured suede with tan shaded fleece.
- Washing instructions: Luke warm water (30-35°C) with PH neutral detergent) air dry.



Item # SNS8220

Price: \$51.54

Sheepskin Heel Pad

- From natural sheepskin, it is held snugly on your elbow or heel with hook and loop straps. Use right or left.
- Fully washable.
- Natural Sheepskin is known to be helpful in the prevention of bed sores.
- Plush and durable it is anti-microbial and fully washable.
- Maintains body temperature because of the breathing properties of the wools hollow fibres.
- It allows natural air circulation, absorbs moisture and comforts sensitive areas by reducing the development of pressure points.
- Natural tan coloured suede with tan shaded fleece.
- Washing instructions: Luke warm water (30-35°C) with PH neutral detergent) air dry.



Item # SNSINC8228

Price: \$172.80

Sheepskin Bed Overlay

- The Bed Overlay is a complete skin measuring approx. 28" W x 48" L.
- The Overlay can be used for pressure care in bed (placed over the sheet and against the skin) or when seated, placed under the areas of risk or where added comfort is required.
- Treated for urine penetration.
- Washing instructions: Luke warm water (30-35°C) with PH neutral detergent) air dry.



Back BELT

- Designed to promote proper posture and good body mechanics to help maintain a healthy back, reduce back pain and prevent back pain injuries due to lifting, pushing, pulling, walking, exercising and repetitive bending or twisting. The ObusForme Back Belt comes in four sizes specifically tailored to the shape of the female physique.
- Conforms and supports the lower back, promoting muscle relaxation and proper alignment of the back
- Increases the flexibility of the stomach and back muscles by keeping them warm
- Provides intra-abdominal support to help support the spine take weight off the lower back
- Built-in, ventilated lumbar pad provides additional support to the lumbar area
- Breathable nylon mesh wrap with adjustable hook and loop front closure holds the belt in place
- Designed for industrial and/or personal usage; any profession and task where proper posture and good body mechanics are important
- Ideal for mild low back pain, strains, or sprains
- Beneficial when used in conjunction with a rehabilitation program
- All materials are hypoallergenic; hand wash



Back BELT Female

Item # SNSBBFM1XX (S-M-L-XL)

Price: \$39.99



Unisex Back BELT

Item # SNSBBUN1 (S-M-L-XL)

Price: \$29.99



Back BELT Male

Item # SNSBBML1 (S-M-L-XL)

Price: \$39.99



Item # SNSCLBLKCB

Price: \$99.99



CustomAIR BACKREST Support

- Transforms ordinary chairs into ergonomically correct seating
- 3" wider and 1" taller than the ObusForme Lowback Backrest Support
- Specially designed for people with a broad back and build
- Ideal for males size 44 +, females size 18 +
- Unlike ordinary "L"-shaped chairs, the "S"-shape of the ObusForme Backrest Support molds your spine into a more anatomically correct position
- Helps to enhance overall posture by supporting proper spinal alignment
- Can prevent fatigue by reducing strain and energy demand on muscles
- Can provide relief from pain aggravated by poor posture including back pain, neck pain, shoulder tension and headaches
- Can ease the pain caused by spinal disc problems and sciatica by reducing spinal compression
- Lightweight and portable for use at home, in the office, or on the go
- The unique polycarbonate "S"-shaped frame with polyurethane foam gently supports the natural contours of your spine
- Removable and adjustable lumbar pad offers additional back support that can be customized for your individual needs

High BACKREST Support

- Helps prevent fatigue by reducing strain and energy demand on muscle
- Provides relief from pain aggravated by poor posture including back pain, neck pain, shoulder tension and headaches
- Eases pain caused by spinal disc problems and sciatica by reducing spinal compression
- Removable and adjustable lumbar pad offers additional back support that can be customized to your needs
- Endorsed by the Canadian Chiropractic Association

Item # SNSHB – Black or Navy

Price: \$89.99

LowBack BACKREST Support

- Transforms ordinary chairs into ergonomically correct seating
- Unlike ordinary "L"-shaped chairs, the "S"-shape of the ObusForme Backrest Support molds your spine into a more anatomically correct position
- Helps to enhance overall posture by supporting proper spinal alignment
- Can prevent fatigue by reducing strain and energy demand on muscles
- Can provide relief from pain aggravated by poor posture including back pain, neck pain, shoulder tension and headaches
- Can ease the pain caused by spinal disc problems and sciatica by reducing spinal compression
- Removable and adjustable lumbar pad offers additional back support that can be customized for your needs
- The unique polycarbonate "S"-shaped frame with polyurethane foam gently supports the natural contours of your spine
- Brushed nylon cover can be removed and sponge washed
- Lightweight and portable for use at home, in the office, or on the go



Available in assorted colours



Item # SNSLB

Price: \$79.99



The Obus UltraForme BACKREST

- Extensively tested at Stanford University, UCLA and the Mets Clinic
- Shifts the spine into a positive neutral curve, taking pressure off the lumbar discs
- Reduces sedentary muscle contraction, alleviating back strain
- Moves the shoulder blades upwards and medially, reducing slouching and improving respiratory capacity
- Portable and lightweight, turns any chair into an ergonomic seating system
- Available in three different sizes for optimal ergonomic alignment
- Small for heights 5'2" and under
- Medium for heights 5'3" - 6'2"
- Large for heights 6'3" and above

Item # SNSUF

Price: \$129.99



Item # SNSWB Available in
Price: \$79.99 Black and Navy

WideBack BACKREST Support

- Transforms ordinary chairs into ergonomically correct seating
- 3" wider and 1" taller than the ObusForme Lowback Backrest Support
- Specially designed for people with a broad back and build
- Ideal for males size 44 +, females size 18 +
- Unlike ordinary "L"-shaped chairs, the "S"-shape of the ObusForme Backrest Support molds your spine into a more anatomically correct position
- Helps to enhance overall posture by supporting proper spinal alignment
- Can prevent fatigue by reducing strain and energy demand on muscles
- Can provide relief from pain aggravated by poor posture including back pain, neck pain, shoulder tension and headaches
- Can ease the pain caused by spinal disc problems and sciatica by reducing spinal compression
- Lightweight and portable for use at home, in the office, or on the go
- The unique polycarbonate "S"-shaped frame with polyurethane foam gently supports the natural contours of your spine
- Removable and adjustable lumbar pad offers additional back support that can be customized for your individual needs



Embrace Plus BACK SUPPORT

- An economical alternative to our Embrace AIR Plus back support.
- The Embrace Plus utilizes our vertically adjustable Kinetic Internal Sliding Support system.
- An added foam cushion provides the user with lumbar support (no air).

Item # SNLF222
Price: \$63.50

EmbraceAIRPlus BACK SUPPORT

- EmbraceAIRPlus is recommended worldwide by healthcare professionals.
- Designed with pressure mapping, its open cell foam (15 year life) contours to your body naturally, offering gentle lateral support.
- Adding our patented 10" vertically adjustable air system gives you the best tested, proven, and guaranteed back support available today.

Item # SNSLF220

Price: \$83.50



Item # SNS9331

Price: \$42.50

Embrace LumbAIR Plus BACK SUPPORT

- The LumbAir Plus is designed for those who want only lower back support.
- This unit provides a gentle foam cushioning that can be adjusted using the aspirator bulb.
- Ideal for small office chairs, bucket seats, or when you need something that will travel with you.
- Adjustable Air Chamber
- Unlimited Range of Customization
- Adaptable Back Strap
- Comfortable on the Back and Neck
- Efficient design is easy to carry, and the LumbAIR Plus can stylishly fit all seats
- Lightweight and portable

AirFlow Seat CUSHION



- Unique layered design offers an exceptional combination of comfort support and breathability
- Dual-purpose ergonomic airflow layer provides cushioning and channels away heat for greater comfort
- Ventilated foam padding layer for additional cushioning
- Mesh fabric cover layer for breathability
- Ideal for extended sitting environment

Item # SNSSTAIR01

Price: \$59.99

CustomAir Seat CUSHION

- Easy-to-use self-inflating technology allows for
- outstanding portable compared to fixed cushion designs
- Unique design of open cell foam and sealed cushion
- envelope allows for self-adjusting pressure relief and weight distribution of excellent comfort
- Increasing or decreasing the internal air pressure allows the user to personalize the level of comfort
- Ideal for travel, sporting events, camping or anywhere truly portable seating comfort is desired



Item # SNSSTINFBK

Price: \$39.99

Contoured Seat CUSHION



Available in assorted colours



- Unique design evenly distributes body weight and encourages proper alignment of the pelvis and thighs for extended sitting comfort
- Cushions your tailbone, sitting bones, and thighs to help alleviate pressure points and assist circulation
- Polyurethane foam absorbs compression and dissipates vibration created in moving vehicles
- Ideal for periods of prolonged sitting and for helping with pressure sores
- Can be used with any Obus Forme Backrest Support to create a complete and comfortable ergonomic sitting experience
- Removable front section is easily unzipped to allow for use with narrow chairs and benches
- Lightweight and portable for use in home, office, vehicle, wheelchair or anywhere you sit

Item # SNSSTSEAT

Price: \$61.99

Gel Seat CUSHION

- Unique gel grid design provides different zones of comfort and support for a luxurious sitting experience
- Memory foam provides firm support at the front and back of your seat to help you sit upright
- Gel in the center of the seat provides a cushioning effect to help soothe aching sitting bones
- Base is composed of polyurethane foam that is molded into a contoured shape to provide you with additional comfort
- Gel insert is set into a molded foam base so that the seat conforms to your body
- Mesh interior of cover allows for increased air circulation
- Ideal for use in any seat: at home, in the office and on the go



Item # SNSSTGEL01
Price: \$49.99

The Sit- Back CUSHION

- Use it as an ergonomic backrest or an ergonomic seating device
- Its portability allows you to use it at home, in the office, in the car, or just about anywhere
- Ideal for women in maternity who never know where the pain is going to be at any given time
- To use the Sit-back Cushion as a backrest, stretch the elastic strap over the top of a chair
- To use the Sit-back Cushion as a seat, stretch the elastic strap over the front of the seat of the chair



Item # SNSCUSBCBK
Price: \$39.99

Professional Body MASSAGER



Item # SNSTMMGR01

Price: \$99.99

- Assists in providing customized relief for tired, tense, and achy muscles by increasing blood circulation
- Dual pulsating heads designed to deliver a kneading massage of up to 3,000 pulses per minute
- Variable speed control provides a gentle to an exhilarating massage with the slide of a switch
- Three custom sets of massage head attachments offer soft or firm massage applications
- 3 arm extension for hard to reach areas Convenient front handgrip helps stabilize the unit for a concentrated massage
- Neoprene covered handle for a comfortable and firm grip
- Lightweight to ease application on the shoulder, arm, wrist
- Attractive metallic finish
- 9.5 line power cord. On/Off switch
- Velcro cord wrap

Personalized Comfort DRIVERS SEAT



- Inflatable lumbar support allows you to choose your firmness and size on the lumbar support
- Soothing heat and massage relaxes the muscles in your lower back, bottom and thighs
- High density foam gently cushions your back for improved posture and a smoother ride
- Stylish conveniently placed pump allows you to inflate / deflate the lumbar pad to your exact need
- Convenient, ergonomically designed hand held remote lets you choose your comfort level of heat massage and lumbar support
- Ideal for driving or while sitting at home or in the office
- Elastic straps and plastic hooks hold the cushion securely in place
- Includes 110V AC adapter and cigarette lighter adapter for use in your vehicle , home or office
- Automatic shut off and one button power off safety devices
- Exterior: 100% polyester. Interior: polyurethane foam
- CA117 fire retardant

Item # SNCCISNSLP01

Price: \$89.99

Swedish MASSAGING CUSHION

- State-of-the-art moving massage mechanism
- Swedish massage mechanism has 4 massage nodes that move up and down the back
- Soothing Heat for a more relaxing massage
- Swedish massage and soothing heat travel up and down the back
- Easily fits most chairs with integrated strapping system
- Easy to use programmable remote control with 3 customizable programs for full back, lower back, or upper back massage

Item # SNSSMC03

Price: \$136.08



Neck and Shoulder MASSAGE Wrap

- This "hands-free" therapy solution is for those hard-to-reach problem areas, specifically designed to conform to the contours of the neck and shoulders area for maximum therapeutic coverage.
- The straps allow for easy adjustments of position and comfort, thus the intensity of the massage

Item # SNSSMSHONK

Price: \$107.98



Shiatsu and Vibration Neck MASSAGER with Heat

- Invigorating deep kneading shiatsu massage
- Soothing heat provides a more relaxing massage
- Convenient integrated control, choose massage or massage & heat!
- 110V AC adapter

Item # SNSSMSNM01

Price: \$49.99



Side to Side Lumbar Support with Massage



Item # SNSSBLK01
Price: \$34.99

- Massage setting to relax lower back
- Gently supports the natural lumbar curvature of the spine
- Enhances overall posture by supporting proper spinal alignment
- Can provide relief from back pain aggravated by poor posture
- Can ease the pain caused by spinal disc problems and sciatica by reducing spinal compression
- Adjustable elastic straps secure it in place on any chair
- Made with high-density polyurethane foam
- Lightweight and portable for use anywhere you sit; at home, in the office and on the go
- Battery operated: 2 AA batteries (not included)

Supporting ROLL

- Provides excellent support for the curvature of the lower back or neck.
- Elastic strap holds the ObusForme® Supporting Roll in the position you desire.
- Made from polyurethane foam
- Brushed polyester cover can be removed and sponge washed



Item # SNSSRBLK01
Price: \$19.99

Supporting ROLL with Massage

Item # SNSSRMSGBK
Price: \$24.99



Adjustable Lightweight Folding CANE with Gel Hand Grip



Item # RTL10370BC
Price: \$29.20

Item # RTL10370BK
Price: \$29.20

Item # RTL10370RC
Price: \$29.20


- If you are looking for comfort and style, look no further. The adjustable height folding gel grip cane has you covered.
- The gel grip is designed to reduce stress and hand fatigue providing a more comfortable experience.
- The handle height is adjustable from 33" to 37" allowing for personal sizing.
- As an added bonus, a handy wrist strap attached to the handgrip will ensure that you are always in reach of your cane when you need it.
- The cane easily folds and unfolds with out tools, making storage or travel convenient.
- The product is manufactured with sturdy, 1" diameter anodized, extruded aluminum tubing which can withstand a weight capacity of 300 lbs..
- New gel grip reduces hand stress and fatigue
- Cane folds into 4 convenient parts for easy storage
- Handle height adjusts in 1" increments from 33" to 37"
- Comes with plastic holster carry case
- 300 lb. Weight Capacity
- Tubing Width: 3/4".
- Handle to Floor (Height): 33"-37"

Quad CANE, Small Base with Silver Vein Finish



- ab-Loc silencer provides added safety to ensure a locked height adjustment.
- Features a padded grip. The flat side of the grip faces up to reduce stress that the user's hand may experience.
- 4 point base, combined with offset handle provides additional stability and support.
- Attractive silver vein finish on base.
- Ergonomically designed padded handle.
- Manufactured with an aluminum shaft and a steel base to provide the perfect balance of safety and durability.
- Handle height adjusts from 29" to 38".
- 300 lb. Weight Capacity.
- Limited Lifetime Warranty.

Item # 10384-1
Price: \$33.86



Bariatric Quad CANE

- Small Base, Vinyl Contoured Hand Grip,
- 500 lb. Weight Capacity.
- Lightweight, extra strong base.
- Manufactured with aluminum tubing, steel base.
- Comfortable vinyl, contoured hand grips.
- 4 point base, combined with offset handle provides additional stability and support.
- Aluminum handle, steel base.
- Reinforced steel plate.
- Handle height adjusts from 30"

Item # 10317-1

Price: \$78.14



Aluminum Rehab Ortho K Grip CANE

- Angle Adjustable Ergonomically designed contoured grip adjusts to fit the users wrist and hand. This can reduce stress on the users hands and joints.
- Hand Grip can be rotated for left or right hand use.
- Manufactured with sturdy, extruded aluminum tubing.
- Easy-to-use, one-button height adjustment with locking ring.
- Locking ring prevents rattling.
- Handle height adjusts from 30" to 39".
- Comes standard with convenient wrist strap.
- 300 lb. Weight Capacity.
- Limited Lifetime Warranty.

Item # 10350

Price: \$28.31

Folding Lightweight CANE Seat

- This stylish folding cane seat provides you with a sturdy support cane when closed and a comfortable seat to rest on when open.
- With strong aluminum construction and a tri-pod design with vinyl contoured tipped legs, the cane seat weighs just 1.3 lbs.. but can withstand a weight capacity of 250 lbs.. Drive Medical strongly recommends this cane for users on the go, as this product is great for travel.
- Provides a comfortable seat to rest on when open, and a sturdy support cane when closed
- Strong aluminum construction
- Tri-pod design with vinyl contoured tipped legs
- Seat to Floor Height: 20".
- Cane Handle Height: 34".

Item # 10365

Price: \$37.53

Item # 10365-ADJ

(Adjustable Height)

Price: \$40.45



CANES/SLING Seat

- Provides a comfortable seat to rest on when open, and a sturdy quad cane when closed.
- Manufactured with sturdy, extruded aluminum tubing.
- Four sturdy legs with vinyl contoured tips.
- Nylon sling bench, 18" x 8".
- Foam grip handles.
- 34" tall when closed.
- Seat to floor height: 22"
- Weighs 2.4 lbs..
- 250 lb. Weight Capacity.
- Limited Lifetime Warranty on frame, 6 Month Warranty on Sling.

Item # RTL10360

Price: \$45.94

Crook CANE with Tab-Loc Silencer

- Tab-Loc silencer provides added safety to ensure a locked height adjustment.
- Features a unique "triangular" padded grip.
- The flat side of the grip faces up to reduce stress that the user's hand may experience.
- Comfortable, contoured padded handle.
- Manufactured with an aluminum shaft and a steel base to provide the perfect balance of safety and durability.
- Handle height adjusts from 29" to 38".
- 300 lb. Weight Capacity.
- Limited Lifetime Warranty.

Item # 10347-1

Price: \$22.43



Folding Blind CANE with Wrist Strap

- This blind folding cane is great for individuals on the go.
- With 4-section aluminum construction this cane is light weight and folds easily for storage when not in use. The shaft is covered in a reflective white and red color able to increase visibility.
- The product comes standard with a reinforced nylon tip and wrist strap ensuring the cane is always with in reach.
- The cane can withstand a weight capacity of 300 lbs..
- High quality 4 section aluminum construction
- Shaft covered with white and red reflective tape for night visibility
- Cane length: 46 1/4"
- Comes standard with wrist strap and reinforced nylon tip
- Easily folds and unfolds with out tools
- Handle to Floor (Height): 46.25"

Item # 10352

Price: \$27.18



Folding CANES With Silicone Glow Grip Handle and Tip



Silver Mist

Light Blue

Celebration

Butterfly

Tie-Dye

Wood

Copper

Paisley Black

Leopard

- Cane folds into 4 convenient parts for easy storage.
- Attractive wood handle with brass collar.
- Manufactured with sturdy, extruded aluminum tubing.
- Comes with plastic clip to hang cane when folded.
- Handle height adjusts from 33" to 37".
- 300 lb. Weight Capacity.
- Limited Lifetime Warranty.

Price: \$34.94

RTL10304LB Light Blue

RTL10304BTY Butterfly

RTL10304CE Celebration

RTL10304SM Silver Mist

RTL10304TD Tie-Dye

RTL10304CR Copper

RTL10304LP Leopard

RTL10304PB Paisley Black

RTL10304WO Wood

Aluminum Folding CANES, Height Adjustable



- Cane folds into 4 convenient parts for easy storage.
- Attractive wood handle with brass collar.
- Manufactured with sturdy, extruded aluminum tubing.
- Comes with plastic clip to hang cane when folded.
- Handle height adjusts from 33" to 37".
- 300 lb. Weight Capacity.
- Limited Lifetime Warranty.

Price: \$26.98



Universal Aluminum Folding Underarm CRUTCH

- For Individuals 4' 6" to 6'6"
- Replaces traditional crutches.
- Universal adjustment for use by a child, adult or tall adult.
- Folds to only 27" for ultra compact storage.
- Weight Capacity 300 lbs..

Item # RTL10435

Price: \$53.68



K. D. Universal Aluminum CRUTCHES with Accessories

- For Individuals 4' 6" to 6'6",
- Universal adjustment for use by a child, adult or tall adult.
- Euro – Style clips and push pin adjustment make it easy to adjust hand grip.
- Lighter than wood, the aluminum crutch provides stability and durability.
- Non- skid, jumbo-size vinyl contoured tips provide excellent traction.
- Comfortable, durable underarm pad and hand grip.
- Limited Lifetime Warranty.

Item # RTL10433

Price: \$45.00



BARIATRIC Steel CRUTCH with Accessories

- 500 lb. Weight Capacity
- Durable, steel construction.
- Push-buttons easily adjust height in 1" increments.
- Comfortable, contoured underarm design.
- Easy wing nut adjustments for hand grips.
- Large, non-skid jumbo size vinyl contoured tips.
- Limited Lifetime Warranty.

Item # 10406

Price: \$134.80



Steel, Forearm CRUTCHES

- HD Adult, Bariatric, Black,
- 500 lb. Weight Capacity
- Vinyl coated, ergonomically contoured arm cuffs molded for comfort and stability.
- Leg and forearm sections adjust independently for optimal sizing.
- Vinyl hand grips are comfortable and durable.
- Extra large tips for added stability.
- Ortho K handle is hard plastic.

Item # 10403 Adult, Price \$78.00
Item # 10405 Tall Adult Price \$71.82
300 lb. Weight Capacity

Item # 10403HD Adult Price \$106.36
Bariatric, 500 lb. Weight Capacity



Euro Style Lightweight Aluminum Forearm CRUTCH

- One piece molded plastic cuff and hand grip
- assembly provides safety and comfort.
- Available in attractive colors.
- Limited Lifetime Warranty.

Item # 10410 Adult, Silver
Price: \$49.59

Item # 10412 Adult, Blue
Price: \$45.27

Compression Stockings



JOBST® UlcerCARE™



JOBST® forMen



JOBST® Opaque



JOBST® UltraSheer



Lymphedema



Support Wear



Plastic/Post
Surgical Garments

JOBST has always had the strongest commitment to improving the quality of life for those with venous disease or swelling related conditions.

You can now purchase all your favourite Jobst products from Seniors Network Solutions. For more details and pricing information, please visit our website.



We are...Where you are!



ACUTE CARE



ASSISTED LIVING
& LONG TERM CARE



AT HOME &
IN THE COMMUNITY

Products & Programs for People in the Community: Together providing a quality customer experience with better costs and care outcomes

- Hospital Discharge Planning Program to facilitate your transition to your Home
- Free Sample Program try it before you buy it!
- Professional Educational Support to help you make the right product decision
- Toll Free Bilingual Customer Care Service

We offer a full range of product choices for any individual's needs



SCA is the World leader in
continence Management
with the brand TENA®

Product Questions contact TENA/SCA at
1-800-510-8023 or visit www.tena.ca



1-866-880-1442

www.seniornetworksolutions.com

Which Product is Right for You or Your Loved One?

TENA® Stretch Brief Ultra & Super



Select this Product if:

- Confused individual with limited mobility
- Individual with transfer challenges
- Dependent on loved ones for care
- Requires a mechanical lift or 1 to 2 persons to transfer

Type of Incontinence:

- Heavy urine leakage
- Heavy bowel movement

TENA® Protective Underwear Plus



Select this Product if:

- Independent with mobility
- Experiencing mental confusion but is mobile
- Do not need assistance in the bathroom
- Want more coverage
- Using a catheter and need coverage for bowel movement

Type of Incontinence:

- Medium to heavy leakage
- Occasional heavy leakage
- Small bowel movement

TENA® Youth Brief & Slip Brief



Select this Product if:

- Small adult brief is too big/poor fit
- More dependent on loved ones for care
- Needing assistance in the bathroom

Type of Incontinence:

- Urine loss of moderate to heavy amounts
- Bowel control loss

TENA® Bariatric Brief (1XL, 2XL, 3XL)



Select this Product if:

- More dependent on loved ones for care
- Needing assistance in the bathroom
- Experiencing mental confusion at times or all the time
- Need longer rise and larger leg opening to accommodate sizing needs

Type of Incontinence:

- Urine loss of moderate to heavy amounts
- Bowel control loss

Still not sure? Try it before you buy it!
Contact TENA® for your free sample today!

For more information on TENA® Products,
(866) 880-1442
or www.seniorsnetworksolutions.com



www.tena.ca

TENA is a registered trademark of SCA Hygiene Products, AB.
©2012 SCA Personal Care



You could get a bigger car...



or just let us deliver directly for you!



Full Line of Adult Disposable
Incontinence Products.

Running out for Incontinence Products takes precious time out of your day. Stocking up is inconvenient and expensive. Our dealers can deliver the Prevail® Incontinence Product you need, when you need it, direct to your door. Automatically. Giving you one less thing to worry about.

- Discreet, Unmarked Case Packs • Products lab-tested for Superior Reliability & Performance
- Protective Underwear, Bladder Control Pads & Male Guards, Briefs, Belted Shields, Underpads and Washcloths
- Full Range of Sizes and Products

Call Now!

1-866-880-1442



www.seniorsnetworksolutions.com



Extendable Telescopic DUSTER 33"- 49"

- Telescopic, lightweight duster and is perfect for hard to reach places.
- Perfect for dry dusting furniture, mini blinds, doors, and windows.
- Washable.
- Extends from 33" to 49"

Item # SNS3069

Price: \$9.76



Extended Toilet BRUSH

- 30" handle with a 3" diameter bristle brush for scrubbing.
- Extra wide base is more sturdy than traditional bases.
- Limited 6 Month Warranty.

Item # SNSRTL3068

Price: \$16.38



Extra Long SPONGE

- Long handle is useful for personal bathing needs or household chores.
- It has an acrylic handle and is 24" long.
- Limited 6 Month Warranty.

Item # RTL1020

Price: \$9.36

Item # RTL1027 has an aluminum handle and is 30" long.

Price: \$13.48



Extra Long DUSTER

- Extends up to 67" long.
- Sturdy metallic ABS heavy duty handle.

Item # SNSIN3066

Price: \$10.74



Long Handled DUSTPAN and BROOM

- No Bending, No Kneeling and No dirty hands!
- A lightweight, sturdy 2 piece plastic pan & broom set that clips together for easy storage.
- The covered pan flips up to prevent spills when emptying.
- Pivots to reach under, around, between and into tight spaces.



Item # SNS3072

Price: \$30.82



Tub and Tile SCRUBBER

- Helps to clean your bathtub and tiles with limited strain on the back.
- Extendible handle is great for hard to reach places.
- Adjusts: 30"-55"

Item # SNSINC3065

Price: \$27.65

Tub SCRUBBER

- Allows you to fully clean your bathtub without any back strain.
- Extra long handle eliminates bending.
- Use vertical or horizontal.
- Cleans around contours and corners.
- Handle measures 45" long .

Item # SNSINC3078

Price: \$22.51





Extra Long TOENAIL Scissors

- Designed to overcome many of the difficulties associated with cutting toe nails.
- The long loop handle of this toenail cutter provides independence for those with weak grip or swollen joints.

Item # SNS1989

Price: \$18.47



Hair DRYER Holder

- Hands free Hair Dryer Holder does not include hairdryer
- Specialized design to promote independent hair care
- Adjustable for holding dryer for you at any angle
- Helpful for those with limitations in shoulder, elbow or wrist range
- Allows two-handed styling and convenient storage
- Holds 2" diameter handle
- Attaches to wall, hardware included

Item # SNS1073

Price: \$45.14



Brush & Comb

- Anti-slip handle fits snugly in the hand to stay in place when in use.
- Provides maximum reach with minimum effort.
- Easy to clean & can be fully immersed in water.
- Latex free.

Item # RTL1441 (Comb)

Price: \$18.63

Item # RTL1442 (Brush)

Price: \$21.15



CUTTING BOARD with Pivot Knife

- The chef's knife is attached to the polypropylene cutting board to assist with chopping for those with weak or limited grasp.
- The swivel mechanism allows full use of the board for cutting.
- Board and Knife comes with edges and nails.
- The knife can easily be removed for cleaning and sharpening.
- A food grade cutting board with a chef knife attached in such a way that it can be used in a chopping motion through an arc of 90 degrees.
- The knife has a black plastic handle (not as shown) and can be removed for cleaning and sharpening.
- The board is mounted on four suction cups.
- This cutting board has three stainless steel prongs to hold food in place.
- The cutting board has suction cup feet to keep it in place. A pivot knife is attached to one edge for easy cutting.

Item # SNS3093

Price: \$52.95



One Touch Can OPENER

- With the One Touch Can Opener, opening a can has never been this easy!
- Just place the One Touch on the top of the can, press the button and it's open in seconds.
- Because the One Touch Can Opener cuts from the side, there are no sharp edges to cut your fingers on, and the lid never falls in!
- Requires 2 AA batteries (not included).

Item # SNS3025

Price: \$23.90



Leg LIFTER Webbing Strap with Rigid Core

- A simple way to help lift your leg.
- 36" long, with hand and foot loops.
- Limited 6 Month Warranty.

Item # RTL2061
Price: \$31.05



Folding SHOPPING CART

- A sturdy rolling cart you can push down the aisles and back home again.
- Features coated nylon with a rain flap.
- Lightweight metal and steel frame.
- Bag measures 19"H X 14"W X 7"D.

Item # SNS8500
Price: \$34.81





DRESSING STICK with SHOE HORN

- The Dressing Stick of 24" shaft has a plastic coated "S" hook at one end on both models.
- Shoe horn on opposite side of padded model. Can be used for both pulling on and pushing off clothes.

Item # RTL2032

Price: \$22.77



Extra Long Plastic SHOE HORN

- The Extra Long Plastic Shoe Horn in Dark Blue prevents bending or stooping when putting on shoes.
- Won't snag socks or stockings. 22.5" long.
- Prevents bending or stooping when putting on shoes

Item # RTL2049

Price: \$7.18



Molded STOCKING Aid

Item # RTL2010

Price: \$15.75

- Sock Aid and Molded Stocking Aid makes it possible to put on stockings without bending.
- Curved cut outs on the sides hold the sock while it is being pulled up the leg.
- Stocking aid holds the sock open and allows the user to easily pull the sock or stocking up with minimal effort.



SOCK/STOCKING Aid

Item # RTL2012

Price: \$12.42

Step STOOL

- For that little bit of extra height.
- Pads on the bottom of all four legs help prevent slipping and protect floors.
- For indoor use only.
- Two-Step Stackable Economy Step Stool.
- Non-skid footpads prevent stool from slipping. White. Supports 300 lbs..
- 18-1/2w x 18-1/4d x 16h – 2 steps
- 15-1/2w x 12-1/2d x 9-1/4h – 1 Step



2 Step Stool
Item # SNS6312
Price: \$18.04



1 Step Stool
Item # SNS6311
Price: \$8.35

Furniture RISER

- These adjustable furniture risers elevate the users bed to a height that allows them to get in and out with greater ease.
- The risers have a 4" (10 cm) wide cut-out for your furniture legs.
- Made of a multi laminated plywood.
- Fully adjustable with (3) wood inserts to raise up the risers from 3" to 6" (7.6 cm to 15.2 cm).
- Various heights are available by reversing the direction of the block or by adding and deleting inserts.
- Blocks sold separately.
- Weight limit: 500 lbs.. (227 kg) per block.
- Block Height: 7" (17.8 cm).
- Inside Diameter: 4" (10 cm)

Item # SNS6299
Price: \$22.49





Folding Step STOOL

- Folds for storage in slim spaces.
- Slip resistant feet.
- Stands upright when folded.
- Only 7" wide when folded and is easily stored.
- 300lb capacity.
- Height to top step 18".

Item # SNSINC6310

Price: \$86.15



Foot STOOL with Non Skid Rubber Platform

- The steel-welded silver vein construction on this foot stool is durable and attractive.
- The non-skid, ribbed rubber platform provides stability, as do reinforced rubber tips on the legs.
- Steel welded silver vein construction
- Non-skip ribbed rubber platform
- Reinforced rubber tips
- Step Surface (Width): 14".
- Step Surface (Depth): 11".
- Step (Height): 9".
- Width: 17".
- Depth: 13".

Item # 13030-1SV

Price: \$47.70



Kitchen STOOL with Adjustable Arms

- Stool features a padded seat and back for added comfort.
- Angled seat makes sitting down and getting up easy.
- Manufactured with white powder coated steel for an attractive, durable finish.
- Legs are chrome plated steel.
- Comes with removable arm supports with adjustable width for added safety and comfort.
- Easily assembled.
- Adjustable height to accommodate most individuals.
- Weight Capacity: 300 lbs..



Item # SNS12455

Price: \$76.99

Wheeled Round STOOL

- Pneumatic adjustment provides easy-touch height adjustment on this stool (with steel base)
- The revolving 14" round seat is padded with 4" of comfortable thick black padding.
- It leads to a solid steel shaft and standard metal base that provides strength and security, as evident in the 250 pound weight capacity.
- 5 casters allow easy mobility around the room.

Item # 13078

Price: \$223.31



Padded Seat Revolving Pneumatic Adjustable Height STOOL with Metal Base

- With a revolving 14" seat that features 4" of padding, this deluxe wheeled round stool is comfortable and practical.
- Smooth screw height adjustment includes a solid steel screw shaft. they make raising and lower the seat a cinch.
- That functionality is supported by the strength of 1" chrome-plated steel tubular construction that can withstand a weight capacity of 250 pounds.
- Four hooded casters allow for easy transports on the stool.

Item # 13034

Price: \$190.21

32" Standard Assist REACHER

- For individuals with limited hand strength.
- The Reacher adds 32" to arm length to reduce stretching and bending when picking up objects, and ensures user safety.
- The opposite arm trigger on top of the Reacher allows for either left hand or right hand use.



Item # PC23584-1
Price: \$32.02

Folding Hand Held REACHER

- The 26.5" Folding Hand Held Reacher folds flat for more convenient storage and comes with a lightweight aluminum frame that helps eliminate bending and stretching.
- Only 7 ounces of pressure required on the trigger to close jaws.



Item # RTL5022
Price: \$15.39

Hand Held REACHER

- The Hand Held Reacher comes with a lightweight aluminum frame that helps eliminate bending and stretching.
- Only 7 ounces of pressure required on the trigger to close jaws.



Item # RTL5020 (26.5")
Price: \$14.31

Item # RTL5021 (32")
Price: \$15.39

Garden KNEELER Seat

- Extra large 16" x 15" (41 x 38 cm)
- Cushion is built with extremely durable padding and covered with soft, colourful felt. Ideal for making all your tasks at home or in the garden more comfortable.
- Take it to the ball game or camping as a seat cushion.
- Lightweight, water resistant with a cut-away handle for easy transport.
- Padded kneeler flips to instantly become a bench, making gardening comfortable at all levels.
- As a kneeler, the high sides give you a sturdy assist as you stand up.
- Turn it upside-down—it's a restful bench.
- Made of rugged, tubular steel with green finish. Folds for storage.



Item # SNS8241

Price: \$93.99

KNEELING Pad

- Close-cell foam pad gives you cushion support when kneeling.
- Also useful for wooden or stadium seats.

Item # INC8240

Price: \$7.99



Winnie Wagon ALL PURPOSE CART

- Purpose Cart in Red is a sturdy, all purpose cart that makes it easy to transport groceries, laundry and personal items.
- The large rubber wheels provide a smooth transportation over most surfaces. This wagon easily folds for convenient storage and transportation.
- Sturdy, all-purpose cart makes it easy to transport groceries, laundry and personal items
- Manufactured with lightweight, durable steel
- Large rubber casters provide for a smooth transport over most surfaces
- Easily folds for convenient storage and transport
- Basket Size: 21" (H) x 14" (W) x 13" (D), Handle Height 37"

Item # 605B or 605R

Price: \$51.88



All Purpose Cart LINER

- Heavy duty waterproof fabric liner
- Strap handles
- Protect contents from outside weather
- Assorted colours

Item # SNS8565 (M)

Price: \$12.87

Rolling Shopping CART

- The Rolling Shopping Cart is extra lightweight, 100% aluminum and cart folds easily for storage.
- Ergonomically correct handles have 2 hooks to hold extra shopping bags.
- Bags are removable and can hold up to 50 lbs..
- Extra lightweight, 100% aluminum shopping cart folds easily for storage
- Ergonomically correct handles have 2 hooks to hold extra shopping bags
- Bags are removable and can hold up to 50 lbs..



Item # RTL8554

Price: \$44.91

Panache Laundry TROLLEY

- No need to struggle when carrying that uncomfortable laundry basket, not with this premium quality, lightweight, foldable laundry trolley.
- The high handle design is comfortable for all heights while the large wheels provide sturdiness, the safety catch prevents the trolley from collapsing.
- The trolley can accommodate most square and round laundry baskets.
- Measures: 36" x 17" x 26" (91 x 43 x 66 cm).
- Basket NOT included

Item # SNSLF350

Price: \$73.67



Hip Hugger LAUNDRY BASKET

- The Hip Hugger laundry basket offers a curved design that rests on the hip for comfortable one-handed carrying and 3 sturdy grab-through handles.
- The heavy-duty construction and smooth finish helps to prevent snagging on delicate items.



Item # SNSLF351


Price: \$12.99

Mesh LAUNDRY Bag

- Breathable mesh laundry bag with cord to keep the bag closed while carrying or pushing along the floor.
- Has a heavy duty shoulder strap attachment.
- Great alternative to carrying a heavy plastic laundry basket down the stairs.
- **Bag size:** 24" x 36"

Item # SNS3055

Price: \$14.56



Anti-Fatigue MAT

- Long lasting floor mats for those that need to stand for long periods of time.
- Thick cushion foam with textured surface. Insulates against cold floors and reduces fatigue.
- The anti fatigue mat is the perfect size for your kitchen, laundry room or workshop.

Item # SNS9407 (27"x36")

Price: \$75.24

Item # SNS9408 (36"x60")

Price: \$163.66

Exercise PEDDLER with Attractive Silver Vein Finish



- Folding Exercise Peddler comes completely assemble and is easily folded for storage and transportation.
- The resistance can easily be adjusted with a tension screw, making it ideal for leg and arm muscle exercising.
- Four anti-slip rubber pads prevent sliding and protect floor included on all units
- Safe and gentle form of low impact exercise
- Stimulates circulation
- Ideal for toning leg and arm muscles
- Tension can be adjusted
- Attractive silver vein finish
- Compact for storage and transport

Item # 10270KDRSV-1

Price: \$54.59



Item # RTL10273 with Electronic Display


Price: \$67.50

Exercise PEDDLER with Handle

- This exercise peddler provides a safe and gentle form of low impact exercise, it stimulates circulation and is ideal for toning leg muscles.
- The tension can be adjusted and it comes in an attractive chrome finish.
- Handle can be removed easily for storage.
- Handle provides added stability while using Peddler
- Four, anti slip rubber pads prevent sliding and protect floor included on all units
- Safe and gentle form of low impact exercise
- Stimulates circulation
- Ideal for toning leg muscles
- Attractive chrome finish
- Handle can be removed easily for storage

Item # 10274

Price: \$75.44



Thera-Band EXERCISE BALLS

- These are inflatable exercise balls used to strengthen and tone the abdomen, back, chest, arms, thighs, legs and buttocks.
- They maximize stretching, increase flexibility, and improve balance and coordination, help to develop heightened sensory motor skills, improve balance and trunk stability, and provide many other physical benefits.
- Easy to use in home or clinic. Heavy duty, non-slip vinyl .
- Increase flexibility and improve coordination and balance
- Strengthen and tone abdominals, trunk muscles, arms and legs
- Pump sold separately
- Supports up to 1000 pounds when properly inflated. Constructed of high-quality vinyl with latitudinal ribs for easier grasping. Contains no latex.



5 different ball sizes for different heights:

SNSINC 8415 - 45cm yellow	4'7"-5'	\$32.80
SNSINC 8417 - 65cm green	5'7"-6'1"	\$56.80
SNSINC 8418 - 75cm blue	6'2"-6'8"	\$55.30

SNSINC 8416 - 55cm red	5'1"-5'6"	\$38.80
SNSINC 8418 - 75cm blue	6'2"-6'8"	\$55.30
SNSINC 8419 - 85cm silver	Over 6'9"	\$71.30



SNS8902	Yellow/Thin	\$22.90
SNS8903	Red/Medium	\$21.90
SNS8904	Green/Heavy	\$23.90
SNS8905	Blue/Extra Heavy	\$24.90

Thera-Band® Exercise Bands

- Thera-Band® latex Exercise Bands are available in several color-coded levels of resistance.
- Proper use of these systems for resistive exercise provides both positive and negative force on the muscles, improving strength, range of motion and cooperation of muscle groups.
- Color-coded progressive resistance gives at-a-glance documentation of progress from one level to the next.



FLEXBAR™

- Thera-Band® FlexBar® is a flexible, durable resistance device with a ridged surface for enhanced grip during use.
- It is used to improve grip strength and upper extremity stabilization by bending, twisting, or oscillation movement.
- Thera-Band FlexBar is 12" long and is made from dry natural rubber in 4 progressive resistance levels to match user capability.



INC8930 Red 10 pound resistance \$24.33

INC8931 Green 15 pound resistance \$25.33

INC8932 Blue 25 pound resistance \$31.33

BALANCE Disk

- Improve your balance, coordination and motor function in an engaging way with the ObusForme® Therapy Balance Disk.
- The balance disk helps you strengthen core muscles and offers a full-leg workout.



Item # SNSCFDSK01

Price: \$24.99

Posture BALANCE Cushion

- The soft and highly cushioned design helps to take pressure off joints, whether you are at home or at the office the posture balance cushion helps to encourage even and balanced muscle development and tone. You are able to adjust the support by simply using the included air pump.



Item # SNSCFCUS01

Price: \$24.99



10215

Go-Lite BARIATRIC Steel ROLLATOR, Padded Seat, 8" Casters and Loop Locks

- 500 lb. Weight Capacity.
- 8" casters with soft-grip tires are ideal for indoor and outdoor use.
- Comes with large 21" (W) x 9" (D) x 6" (H) basket that can be mounted under seat.
- Tool Free removable padded back rest for comfort.
- Soft padded oversized seat.
- Special loop lock made of internal aluminum casting operates easily and ensures safety.
- Handles are adjustable in height.
- Limited Lifetime Warranty.

Item # 10215RD-1

Price: \$276.44

Item #10215 Blue

Price: \$271.03

Diamond Deluxe Aluminum COMBINATION Transport WHEELCHAIR/ROLLATOR

- Combines the features of a rollator and transport chair in one unit. An individual can ambulate independently or be pushed safely by a care giver.
- Easily converts from a rollator to a transport chair.
- Comes with Tool Free adjustable swing-away footrests.
- Tool free removable front and rear wheels.
- Dual cross brace provides added strength.
- Durable mesh back rest, 9" x 18" Comes with removable carry pouch.
- Comfortable mesh seat.
- 8" casters are ideal for indoor and outdoor

Item # 745r - Red

Item # 745b - Blue

Price: \$455.83



745



740

Diamond Aluminum COMBINATION Transport WHEELCHAIR/ROLLATOR

- Tool free removable front and rear wheels.
- Durable mesh back rest.
- Comes with removable carry pouch.
- 8" casters are ideal for indoor and outdoor use.
- Comfortable mesh seat.
- Handles are height adjustable.
- Soft, comfortable grips.
- Easy to use loop locks.
- Limited Lifetime Warranty.

Item # 740R - Red

Item # 740B - Blue

Price: \$310.14



WA

Let's Go Aluminum INDOOR ROLLATOR

- Narrow width (21.65") allows for use in tight spaces.
- Full length brake handle is suitable for one hand operation.
- Attractive beech veneer and aluminum construction.
- Easily folds.
- 6" Casters.
- Comes with carry pouch and tray.
- Lightweight: Weighs only 15 pounds.
- Wood Finish.
- Limited Lifetime Warranty.

Item #	Price
WA016	\$302.72
WA016 Red	\$293.90
WA016 Silver	\$293.90

3 WHEEL Deluxe Steel ROLLATOR, 8" Casters with Loop Locks

- Comes standard with basket, tray and pouch.
- Ships in ultra compact carton. Comes with frame folded and compact. Simply loosen lock knob and pull trombone style frame to lock in place.
- Chrome plated steel frame.
- Lightweight, solid 8" wheels for indoor or outdoor use.
- Adjustable handle height.
- Special loop lock made of internal aluminum casting operates easily and ensures safety.
- Easy, one hand folding.
- Limited Lifetime Warranty.

Item # 171

Price: \$156.58



171



10218

3 WHEEL Winnie Lite Supreme/Go Lite Aluminum ROLLATOR, 8" Casters and Loop Locks

- Special loop lock made of internal aluminum casting operates easily and ensures safety.
- 8" casters with soft-grip tires are ideal for indoor and outdoor use.
- Comes standard with carry pouch.
- Handles are adjustable in height.
- Easy, one hand folding.
- Optional wire basket available (item # 806).
- Optional basket ring available

Item # 10218FBL Blue \$144.43

Item # 10218FRD Red \$144.43

Item # 199 As Shown \$158.89

3 WHEEL Deluxe Steel ROLLATOR, 8" Casters with Loop Locks

- Comes standard with basket, tray and pouch.
- Ships in ultra compact carton. Comes with frame folded and compact. Simply loosen lock knob and pull trombone style frame to lock in place.
- Chrome plated steel frame.
- Lightweight, solid 8" wheels for indoor or outdoor use.
- Adjustable handle height.
- Special loop lock made of internal aluminum casting operates easily and ensures safety.
- Easy, one hand folding.
- Limited Lifetime Warranty.

Item # 10289 Red

Price: \$147.31

Item # 10289 Blue

Price: \$158.891



4 WHEEL Designer Winnie, Mimi Lite Deluxe Aluminum ROLLATOR, Padded Seat, 6" Casters with Loop Locks

- The lightweight, solid 6" tires are ideal for indoor and outdoor use, and ensure a smooth ride over most surfaces.
 - The rollator also comes with a standard carry pouch that is underneath the comfortable padded seat to easily and securely transport personal items.
 - 6" casters with soft-grip tires are ideal for indoor and outdoor use
 - Tool Free removable padded back rest for comfort
 - Special loop lock made of internal aluminum casting operates easily and ensures safety
 - Handles are adjustable in height
 - Comfortable padded seat
- Easy, one hand folding

Item # 543

Price: \$190.31



510



4 WHEEL Winnie, Mimi Lite Aluminum ROLLATOR, Padded Seat, 6" Casters and Push Lock

- Push down lock operates easily and ensures safety.
- 6" casters with soft-grip tires are ideal for indoor and outdoor use.
- Tool Free removable padded back rest for comfort.
- Comes with standard carry pouch under the seat for added privacy and security of personal items.
- Comes with padded seat with zippered pouch under seat.
- Handles are adjustable in height.
- Optional basket available (item # 830).
- Easy, one hand folding.
- Limited Lifetime Warranty.

Item # 510
Price: \$180.70

795



TYPE 2 Folding ROLLATOR with Seats Duet TRANSPORT CHAIR/ROLLATOR

- Combines the features of a rollator and transport chair in one unit. An individual can ambulate independently or be pushed safely by a care giver.
- The Duet has locking flip up armrests and a flip down footrest to aid the user while the Duet is used in the transport chair mode.
- A safety lock release is used to store the arms and a velcro strap is used to store the footrest while using the Duet for ambulation.
- The tool-free two position contoured padded back rest is reversible depending on whether you are using the Duet in an ambulatory or transport chair mode.
- Comfortable padded seat with a large under seat pouch for safe storage of personal items. Inside the pouch is a handle to aid with the folding.
- The folding frame has a lock out feature to ensure the unit stays open while in use and ensures the unit will stay folded during transport.
- 8" casters are ideal for indoor and outdoor use.
- Handles are adjustable in height.
- Limited Lifetime Warranty.

Item # 795 Blue
Item # 795 Black
Item # 795 Burgundy
Price: \$301.02

TYPE 3 ROLLATOR with Seat and Back, Designer Winnie, Mimi Lite Deluxe Aluminum ROLLATOR, Padded Seat, 6" Casters with Loop Locks

- Special loop lock made of internal aluminum casting operates easily and ensures safety.
- 6" casters with soft-grip tires are ideal for indoor and outdoor use.
- Tool Free removable padded back rest for comfort.
- Comes with standard carry pouch under the seat for added privacy and security of personal items.
- Comfortable padded seat.
- Handles are adjustable in height.
- Optional basket available (item # 830).
- Easy, one hand folding.
- Limited Lifetime Warranty.

Item # 544

Price: \$190.31



544

750

**Comes in
Red, Blue
and Black**



Item # 750

Price: \$208.87

TYPE 3 ROLLATOR with Seat and Back D-Lite, Aluminum ROLLATOR, 8" Casters with Loop Locks and Tool Free Removable Wheels

- Tool Free removable front , rear wheels and contoured, padded back rest for comfort.
- 8" casters are ideal for indoor and outdoor use.
- Loop locks. Easy release without "snap-back".
- Large "mushroom" type button release on back.
- One piece release knob makes it easy to adjust handle height.
- Cut out folding padded seat.
- Comes with standard carry pouch under the seat for added privacy and security of personal items.
- Ergonomic handles are easy to grip.
- Handles are adjustable in height.
- Easy, one hand folding.
- Patent Pending.
- Limited Lifetime Warranty.



10257

TYPE 3 ROLLATOR with Seat and Back Durable Steel 4 Wheel ROLLATOR with Fold Up Removable Back, 8" Casters and Loop Locks

- Removable, hinged, padded backrest can be folded up or down.
- Comes with padded seat, plastic tray and basket to store personal items.
- 8" non-marring casters are ideal for indoor and outdoor use.
- Easy to use deluxe loop locks.
- Ergonomic handles are easy to grip and are adjustable in height.
- Limited Lifetime Warranty.

Item # 10257 (Blue or Red)

Price: \$123.14



R728

TYPE 3 ROLLATOR with Seat and Back Aluminum ROLLATOR with Fold Up and Removable Back Support, Padded Seat, 8" Casters with Loop Locks

- Comes with new seamless padded seat with zippered pouch under seat.
- 8" Black non-marring tires are ideal for indoor and outdoor use.
- Removable, hinged, padded backrest can be folded up or down.
- Comes with standard carry pouch under the seat for added privacy and security of personal items.
- Easy to use deluxe loop locks.
- Serrated Brakes.
- Ergonomic handles are easy to grip and are adjustable in height.
- Basket sold separately (item # 9501S72606).
- Limited Lifetime Warranty.

Item # R728 (Blue or Red)

Price: \$170.37

TYPE 3 ROLLATOR with Seat and Back Aluminum ROLLATOR with Fold Up and Removable Back Support, Padded Seat, 6" Casters with Loop Locks

- Comes with new seamless padded seat with zippered pouch under seat.
- Removable, hinged, padded backrest can be folded up or down.
- 6" Black non-marring casters with soft grip tires are ideal for indoor and outdoor use.
- Comes with standard carry pouch under the seat for added privacy and security of personal items.
- Easy to use deluxe loop locks.
- Serrated Brakes.
- Ergonomic handles are easy to grip and are adjustable in height.
- Basket sold separately (item # 9501S72606).
- Limited Lifetime Warranty.

Item # R726 (Blue, Red, Green and Silver)

Price: \$154.82



TYPE 3 ROLLATOR with Seat and Back Deluxe Aluminum ROLLATOR with Padded and Plastic Seat, 6" Casters and Lever Locks

- Special lever lock prevents a person's fingers from "snapback" contact when releasing the wheel locks.
- 6" casters with soft-grip tires are ideal for indoor and outdoor use.
- Tool Free removable padded back rest with cover for comfort.
- Plastic seat models come with front mounting basket (item # 830).
- Padded seat models come with pouch (item # 804).
- Manufactured with wrap-around welds providing additional strength and support.
- Handles are adjustable in height.
- Easy, one hand folding on plastic seat models.
- Limited Lifetime Warranty.

Item # LB Blue (Plastic Seat and Basket)

Item # LB Red (Plastic Seat and Basket)

Item # LBPS Blue (Padded Seat and Pouch)

Item # LBPS Red (Padded Seat and Pouch)

Price: \$175.86



TR16

WHEELCHAIR/TRANSPORT CHAIR Combo Poly-Fly High Strength, Light Weight WHEELCHAIR/Flyweight TRANSPORT CHAIR Combo

- Can be used as standard self propelled wheelchair or a transport chair all in one.
- Quick release 24" wheels can be removed to transition self propelled chair to a transport chair.
- All aluminum frame.
- Comes with two sets of wheel locks: One for use with wheelchair, one for use with transport chair.
- Fold down back. Comes with deluxe back release.
- Nylon upholstery.
- Comes standard with swing away foot rests with composite footplates and heel loops.
- 8" casters.
- Comes with anti-tippers.
- LELR-TF - Swing-away Elevated Legrest, Tool Free, (Optional front riggings).
- Weight Capacity: 250 lbs..
- Limited Lifetime Warranty.

**TR16 16" Seat Width, Silver Frame
and Black Upholstery P**

Price: \$491.31

**TR18 18" Seat Width, Silver Frame
and Black Upholstery**

Price: \$568.28

**TR20 20" Seat Width, Silver Frame
and Black Upholstery**

Price: \$642.73



ATC

Heavy Duty/BARIATRIC TRANSPORT WHEELCHAIR 22" Bariatric Aluminum TRANSPORT Chair with 12" Rear "Flat Free" Wheels

- Lightweight – weighs only 33 lbs..
- Supports individuals up to 450 lbs..
- Attachable push bar with padded foam grip makes it easy to push.
- 12" rear flat-free wheels.
- Comes with swing-away footrests.
- Adjustable leg support.
- Comes with companion operated hand brakes and standard lever brakes.
- Fixed, full length arms.
- Padded armrests provide additional comfort.
- Heavy-duty, nylon reinforced upholstery with two carry handles.
- Comes with lever and companion activated wheel locks.
- Limited Lifetime Warranty.

Item # ATC22-R Red

Price: \$650.48



BTR

Price: \$433.64

**BTR20-B 20" Seat Width,
Blue BTR20-R 20" Seat Width, Red**

Heavy Duty/BARIATRIC Steel TRANSPORT Chair

- Supports individuals up to 450 lbs..
- Reinforced steel frame provides added support.
- Dual, reinforced steel cross braces.
- Available in blue or red frames.
- 12" rear flat free wheels.
- Comes with swing-away footrests.
- Padded armrests provide additional comfort.
- Heavy-duty, nylon reinforced upholstery with a back carry pouch.
- Removable, reversible desk length arms.
- Adjustable leg support.
- Companion activated wheel locks.
- Limited Lifetime Warranty.

Price: \$481.82

**BTR22-B 22" Seat Width,
Blue BTR22-R 22" Seat Width, Red**

LIGHTWEIGHT ALUMINUM TRANSPORT WHEELCHAIR

Price: \$222.75

ATC17-BK 17" Black Frame and Black Upholstery

ATC17-BL 17" Blue Frame and Black Upholstery

ATC17-RD 17" Red Frame and Black Upholstery

ATC17-SL 17" Silver Frame and Black Upholstery

ATC19-BK 19" Black Frame and Black Upholstery

ATC19-BL 19" Blue Frame and Black Upholstery

ATC19-RD 19" Red Frame and Black Upholstery

ATC19-SL 19" Silver Frame and Black Upholstery

**LELR-TF Swing-away Elevated Legrest, Tool Free,
(Optional front riggings)**

- Aluminum frame is lightweight and strong. Weighs only 19 lbs..
- Composite 8" wheels are lightweight and maintenance free.
- Both 17" and 19" come with swing-away footrests.
- Padded armrests provide additional comfort.
- Nylon upholstery is comfortable, lightweight and easy to clean.
- Back folds down for storage and transport.
- Aluminum casted back release hinge allows back to fold down for easy storage and transport. Standard rear wheel locks.
- Limited Lifetime Warranty.



ATC

LIGHTWEIGHT Expedition Aluminum TRANSPORT WHEELCHAIR with Loop Locks and 12" Rear "Flat-Free" Wheels

- Aluminum frame is lightweight and strong.
- Available in blue or red frames. 12" rear flat free wheels. Comes with swing-away footrests.
- Padded armrests provide additional comfort.
- Nylon upholstery is comfortable, lightweight and easy to clean.
- Back folds down for storage and transport.
- Comes with seat belt for added safety.
- Comes with upholstery handles to fold chair.
- Companion activated wheel locks. Limited Lifetime Warranty.

Item # EXP19LT Blue

Item # EXP19LT Red

Price: \$274.63



EXP



FW

Deluxe FLYWEIGHT Aluminum TRANSPORT WHEELCHAIR

- Deluxe back release. Deluxe all aluminum rear wheel locks.
- Weighs Only 19 lbs.. about 30% less than traditional transport chairs.
- Aluminum frame for lightweight strength and durability.
- Composite wheels are lightweight and maintenance free.
- Comes with carry pocket on back of rest.
- Both 17" and 19" come with tool free, swing-away footrests.
- Comes with seat belt for added safety.
- Soft plush upholstery.
- Back folds down for easy storage and transport and features deluxe back release.
- 8" casters in front and rear.
- Weight Capacity: 300 lbs.. Limited Lifetime Warranty.

Price: \$289.08

FW17BL 17" Blue Frame and Black Upholstery

FW17GR 17" Green Frame and Black Upholstery

FW17SL 17" Silver Frame and Black Upholstery

FW17DB 17" Black Frame and Tan Plaid Upholstery

FW17BG 17" Green Frame and Burgundy Upholstery

FW19BL 19" Blue Frame and Black Upholstery

FW19GR 19" Green Frame and Black Upholstery

FW19SL 19" Silver Frame and Black Upholstery

FW19DB 19" Black Frame and Tan Plaid Upholstery

FW19BG 19" Green Frame and Burgundy Upholstery

LELR-TF Swing-away Elevated Legrest, Tool Free, (Optional front riggings)



FW

Deluxe FLYWEIGHT Aluminum TRANSPORT WHEELCHAIR with Removable Casters

- 8" wheels in front and rear easily remove without tools.
- Deluxe back release.
- Deluxe, all aluminum rear wheel locks.
- Weighs only 19 lbs.. 30% less than traditional transport chairs.
- Aluminum frame for lightweight strength and durability.
- Composite wheels are lightweight and maintenance free.
- Comes with carry pocket on back rest.
- Both 17" and 19" come with tool free, swing-away footrests.
- Comes with seat belt for added safety.
- Soft, plush nylon upholstery.
- Back folds down for easy storage and transport.
- Weight Capacity: 300 lbs..
- Limited Lifetime Warranty.

FW19RW-BL 19" Blue Frame and Black Upholstery
 FW19RW-RD* 19" Red Frame and Black Upholstery

Price: \$235.13

Price: \$289.08

LELR-TF Swing-away Elevated Legrest, Tool Free, (Optional front riggings)



TR37

LIGHTWEIGHT Foldable TRANSPORT Steel WHEELCHAIR

- Weighs 26 lbs..
- Attractive blue or silver vein finish.
- Composite 8" wheels are lightweight and maintenance free.
- Both 17" and 19" come with swing-away footrests.
- Padded armrests provide additional comfort.
- Nylon upholstery is comfortable, lightweight and easy to clean.
- Back folds down for storage and transport.
- Comes with seat belt for added safety.
- Comes with upholstery handles to fold chair.
- Standard rear wheel locks.

Price: \$189.05

TR37E-SV 17" Silver Vein Frame and Black Upholstery

TR39E-SV 19" Silver Vein Frame and Black Upholstery

Price: \$225.85

TR37ESV-DDA 17" Silver Vein Frame, Black Upholstery w/Removable Desk/Arm

TR37ESV-DDA 19" Silver Vein Frame, Black Upholstery w/Removable Desk/Arm



ULTRA LIGHTWEIGHT Foldable TranSport Aluminum WHEELCHAIR

- Frame magnets keep footrests secure against frame to prevent swinging open when the chair is carried.
- Padded flip back arms are removable.
- **Weighs 14.5 lbs..**
- Aluminum frame is lightweight and strong.
- Upholstery is comfortable, lightweight and easy to clean.
- Two way back release allows to push or pull lever.
- Back folds forward.
- Comes with tool-free height adjustable swing-away footrests.
- Aluminum rear wheel locks.
- Weight Capacity: 250 lbs..
- Limited Lifetime Warranty.

TS19 19", Blue Upholstery, Blue Frame, Flip Back Arms
Price: \$357.34

FLY-LITE Aluminum TRANSPORT WHEELCHAIR

- **Weighs only 14.5 lbs..**
- Aluminum frame is lightweight and strong.
- Comes with carry pocket on back rest.
- Comes with seat belt for added safety.
- Attractive plaid style nylon upholstery.
- Tool free, height adjustable swing-away footrests come standard.
- 8" casters in rear. 6" casters in front.
- Back folds down for storage and transport and features deluxe back release.
- Comes with aluminum rear wheel locks.
- Weight Capacity: 300 lbs..
- Limited Lifetime Warranty.



Price: \$286.70

DFL19-BL 19" Blue Frame and Blue Plaid upholstery

DFL19-BLK 19" Black Frame and Black/White/Red Plaid Upholstery

DFL19-RD 19" Burgundy Frame and Black Upholstery,

LELR-TF Swing-away Elevated Legrest, Tool Free, (Optional front riggings)

SUPER LIGHT, Folding TRANSPORT WHEELCHAIR with Carry Bag and Flip Back Arms

- Padded flip back armrests.
- Weighs only 19 lbs.. Easy to push or transport.
- Aluminum frame is lightweight and strong.
- Composite wheels are lightweight and maintenance free
- Folds like a conventional folding chair for added convenience.
- Comes with carry bag (item #839).
- Fold down footrests.
- Standard rear wheel locks.
- Attractive frame with durable, lightweight nylon upholstery.
- Weight Capacity: 250 lbs..
- Limited Lifetime Warranty.

Price: \$421.38

SL18 Silver Frame and Blue Upholstery



SL

Travelite TRANSPORT WHEELCHAIR

- The Travelite Chair in a Bag is a lightweight yet sturdy aluminum transport chair in gunmetal grey.
- It is easily transportable and comes with a compact carry bag making it ideal for traveling.
- It is ideal for use indoors and outdoors.
- Folding backrest.
- 18" square nylon seat canvas with lift up straps.
- Comes with parking brakes.
- Comes with padded, flip up desk arms and height adjustable footrests.
- 8" solid tires.
- Weight capacity 250 lbs..
- Limited Lifetime Warranty.

Price: \$ 287.84

TC005 Chair in a Bag



TC005



450 Pound Weight Capacity BARIATRIC Sentra EC HEAVY DUTY WHEELCHAIR

Price: \$552.91 - STD20ECDDAHD-SF 20"

Price: \$552.91 - STD20ECDDAHD-ELR 20"

Price: \$523.40 - STD20ECDFAHDSF 20"

Price: \$552.91 - STD20ECDFAHDELR 20"

Price: \$517.18 - STD22ECDDA-SF 22"

Price: \$553.15 - STD22ECDDA-ELR 22"

Price: \$517.18 - STD22ECDFASF 22"

Price: \$553.16 - STD22ECDFA-ELR 22"

Price: \$547.99 - STD24ECDDA-SF 24"

Price: \$577.48 - STD24ECDDA-ELR 24"

Price: \$577.48 - STD24ECDFASF 24"

Price: \$577.48 - STD24ECDFA-ELR 24"

DDA-Detachable Desk Arm
DFA-Detachable Fixed Arm

ELR-Elevating Leg Rest
SF-Swing Away Foot Rest

- Weight Capacity: 450 lbs..
- Carbon Steel frame with triple coated chrome for an attractive, chip-proof, maintainable finish.
- Double embossed vinyl upholstery is durable, light-weight, attractive and easy-to-clean.
- Standard dual axle provides easy transition of seat to hemi-level.
- Urethane tires mounted on composite wheels provide durability and low maintenance.
- Chrome hand rims standard.
- 8" front casters, adjustable in 3 positions.
- No maintenance, sealed, precision bearings.
- Padded armrests provide additional comfort.
- Comes with swing-away footrests or elevating legrests with tool free adjustable length riggings.
- Plastic footplates.
- Comes with push to lock wheel locks.
- Limited 3 Year Warranty.



500 Pound Weight Capacity BARIATRIC Sentra EC EXTRA HEAVY DUTY WHEELCHAIR

- Weight Capacity: 500 lbs..
- Carbon steel frame with triple coated chrome for an attractive, chip-proof, maintainable finish.
- Reinforced steel gussets at all weight bearing points provide additional strength.
- Durable, heavy gauge reinforced naugahyde upholstery.
- Comes standard with carry pocket on back rest.
- Reinforced side frame, caster journals and dual cross bars.
- Dual position front fork.
- Dual position front frame.
- Composite Mag-style wheels with chrome hand rim are lightweight and maintenance free.
- Hemi adjustable caster is optional (Part # STDS1074).
- Precision sealed wheel bearings in front and rear ensure long lasting performance and reliability.
- Padded armrests provide added patient comfort.
- Comes with swing-away footrests or elevating legrests with tool free adjustable length riggings.
- Comes with push to lock wheel

DDA-Detachable Desk Arm
DFA-Detachable Fixed Arm

ELR-Elevating Leg Rest
SF –Swing Away Foot Rest

Price: \$600.53 STD20DDA-SF 20"
Price: \$630.02 STD20DDA-ELR 20"
Price: \$600.53 STD20DFA-SF 20"
Price: \$630.02 STD20DFA-ELR 20"
Price: \$687.47 STD20ADDA-SF 20"
Price: \$687.47 STD20ADDA-ELR 20"
Price: \$687.47 STD20ADFA-SF 20"

Price: \$611.89 STD22DDA-SF 22"
Price: \$641.38 STD22DDA-ELR 22"
Price: \$641.38 STD22DFA-ELR 22"
Price: \$661.03 STD22ADDA-SF 22"
Price: \$661.03 STD22ADDA-ELR 22"
Price: \$661.03 STD22ADFA-SF 22"
Price: \$690.52 STD22ADFA-ELR 22"

Price: \$710.19 STD24DDA-SF 24"
Price: \$739.67 STD24DDA-ELR 24"
Price: \$710.19 STD24DFA-SF 24"
Price: \$739.67 STD24DFA-ELR 24"
Price: \$759.33 STD24ADDA-SF 24"
Price: \$759.33 STD24ADFA-SF 24"
Price: \$759.33 STD24ADFA-ELR 24"



700 Pound Weight Capacity BARIATRIC Sentra EC EXTRA WIDE EXTRA HEAVY DUTY WHEELCHAIR - Deluxe

Price: \$1,368.77
STD26DDA 26"
STD26DFA 26"

Price: \$1,491.66
STD28DDA 28"
STD28DFA 28"

Price: \$1,737.41
STD30DDA 30"
STD30DFA 30"

- 700 lb. Weight Capacity.
- Powder coated silver vein frame.
- Reinforced steel gussets at all weight bearing points provide additional strength.
- Durable reinforced nylon upholstery.
- Steel, mag-style wheels are strong and maintenance free.
- Heavy duty, flat free 8" front casters are adjustable in 2 positions.
- Extra heavy duty front forks.
- Dual axle provides easy transition of seat to hemi-level.
- Reinforced side frame, caster journals and dual cross bars.
- Precision sealed wheel bearings in front and rear ensure long lasting performance and reliability.
- Extra large, contoured plastic armrests provide comfort and support.
- Extra large heavy duty, aluminum tapered footplates provide maximum support, are attractive and crack proof. (Must be ordered separately)
- Footrests are tapered for comfort.
- Comes with push to lock wheel locks.
- Limited Lifetime Warranty.

DDA-Detachable Desk Arm
DFA-Detachable Fixed Arm

**700 Pound Weight Capacity
BARIATRIC Sentra EC
EXTRA WIDE
EXTRA HEAVY DUTY
WHEELCHAIR - Standard**



Price: \$1,032.12
STD26ECDDA 26"
STD26ECDFA 26"

Price: \$1,130.42
STD28ECDDA 28"
STD28ECDFA 28"

Price: \$1,241.01
STD30ECDDA 30"
STD30ECDFA 30"

DDA-Detachable Desk Arm
DFA-Detachable Fixed Arm

- 700 lb. Weight Capacity.
- Carbon steel frame with triple coated chrome for an attractive, chip-proof, maintainable finish.
- Reinforced steel gussets at all weight bearing points provide additional strength.
- Durable reinforced nylon upholstery.
- Steel, spoke wheels are strong and maintenance free.
- Heavy duty, flat free 8" front casters are adjustable in 3 positions.
- Extra heavy duty front forks.
- Reinforced side frame, caster journals and dual cross bars.
- Precision sealed wheel bearings in front and rear ensure long lasting performance and reliability.
- Extra large, padded armrests provide comfort and support.
- Extra large heavy duty, aluminum footplates provide maximum support, are attractive and crack proof.
- (Must be ordered separately)
- Comes with push to lock wheel locks.
- Limited Lifetime Warranty.

TYPE 1 – STANDARD MANUAL WHEELCHAIR Blue Streak Single Axle

- Blue Powder coated frame, black cross brace.
- Flip back, padded desk length arm.
- Nylon upholstery is durable, lightweight, attractive and easy to clean.
- Solid rubber tires mounted on composite wheel provides durability and low maintenance.
- Comes with push to lock brakes.
- Comes with calf strap.
- Swing-away footrests with plastic footplates come standard.
- Weight Capacity: 250 lbs..
- 3 Year Limited Warranty.

BLS18FBD-SF

Price: \$240.91



TYPE 1 – STANDARD MANUAL WHEELCHAIR Silver Sport 1 - Single Axle

- Powder coated silver vein steel frame.
- Padded armrests.
- Nylon upholstery is durable, lightweight, attractive and easy to clean.
- Urethane tires mounted on composite wheel provides durability and low maintenance.
- Comes with push to lock brakes.
- Carry pocket on backrest provides additional convenience.
- Comes with swing-away footrests or elevating legrests with tool free adjustable length front riggings. Plastic footplates.
- Weight Capacity: 250 lbs..
- 3 Year Limited Warranty.



Item # SSP118FA-SF \$262.60



TYPE 1 – STANDARD MANUAL WHEELCHAIR Chrome Sport Dual Axle

Price: \$337.97 CS16FA-SF 16"

Price: \$400.97 CS16FA-ELR 16"

Price: \$373.93 CS16DDA-SF 16"

Price: \$400.97 CS16DDA-ELR 16"

Price: \$373.93 CS16DFA-SF 16"

Price: \$400.97 CS16DFA-ELR 16"

Price: \$337.97 CS18FA-SF 18"

Price: \$373.93 CS18FA-ELR 18"

Price: \$373.93 CS18DDA-SF 18"

Price: \$400.97 CS18ADDA-SF 18"

Price: \$410.97 CS18DDA-ELR 18"

Price: \$400.97 CS18ADDA-ELR 18"

Price: \$373.93 CS18DFA-SF 18"

Price: \$400.97 CS18ADFA-SF 18"

Price: \$400.46 CS18DFA-ELR 18"

Price: \$410.97 CS18ADFA-ELR 18"

Price: \$373.93 CS20DDA-SF 20"

Price: \$400.97 CS20DDA-ELR 20"

Price: \$373.93 CS20DFA-SF 20"

Price: \$400.97 CS20DFA-ELR 20"

DDA-Detachable Desk Arm

DFA-Detachable Fixed Arm

ELR-Elevating Leg Rest

SF –Swing Away Foot Rest

- Carbon steel frame with chrome coating provides an attractive, chip-proof, easy to maintain finish.
- Embossed vinyl upholstery is durable, lightweight, attractive and easy to clean.
- Urethane tires mounted on composite wheels provide durability and low maintenance.
- 8" front casters, adjustable in 3 positions.
- Padded armrests provide additional comfort.
- Carry pocket on backrest provides additional convenience.
- Comes with swing-away footrests or elevating legrests with tool free adjustable length riggings.
- Plastic footplates.
- Comes with push to lock brakes.
- Limited 3 Year Warranty.



TYPE 1 – STANDARD MANUAL WHEELCHAIR Silver Sport 2 Dual Axle

SSP216DDA-ELR \$336.11

SSP216DDA-SF \$315.09

SSP216FA-ELR \$315.09

SSP216FA-SF \$287.55

SSP218DDA-ELR \$336.11

SSP218DDA-SF \$315.09

SSP218FA-ELR \$315.09

SSP218FA-SF \$287.55

SSP220DDA-ELR \$362.38

SSP220DDA-SF \$341.37

*DDA-Detachable Desk Arm
DFA-Detachable Fixed Arm*

*ELR-Elevating Leg Rest
SF –Swing Away Foot Rest*

- Powder coated silver vein steel frame.
- Embossed vinyl upholstery is durable, lightweight, attractive and easy to clean.
- Urethane tires mounted on composite wheel provides durability and low maintenance.
- 8" front casters, adjustable in 3 positions.
- Padded armrests provide additional comfort.
- Carry pocket on backrest provides additional convenience.
- Comes with swing-away footrests or elevating legrests with tool free adjustable length riggings.
- Plastic footplates.
- Comes with push to lock brakes.
- Limited 3 Year Warranty.



*DDA-Detachable Desk Arm
DFA-Detachable Fixed Arm*

*ELR-Elevating Leg Rest
SF –Swing Away Foot Rest*

TYPE 2 – LIGHTWEIGHT STANDARD MANUAL WHEELCHAIR Cruiser III - Lightweight, Dual Axle

- Weighs under 36 lbs.. (excluding front riggings).
- Carbon steel frame with silver vein finish.
- Removable flip back arms allow for easy transfer.
- New frame style eliminates seat guides and allows for custom back inserts and accessories.
- Nylon upholstery is durable, lightweight, attractive and easy to clean.
- Composite, Mag-style wheels are lightweight and maintenance free.
- 8" front casters are adjustable in 3 positions.
- Padded armrests provide additional comfort.
- Comes with swing-away footrests or elevating legrests with tool free adjustable length riggings.
- Precision sealed wheel bearings in front and rear ensure long lasting performance and reliability.
- Dual axle provides easy transition of seat height to hemi level.
- Comes with push to lock wheel locks.
- Limited Lifetime Warranty.

K316ADDA-ELR \$372.20

K316ADDA-SF \$347.38

K316DDA-ELR \$334.98

K316DDA-SF \$310.18

K316DFA-ELR \$334.98

K316DFA-SF \$310.18

K318ADDA-ELR \$372.20

K318ADDA-SF \$347.38

K318DDA-ELR \$334.98

K318DDA-SF \$310.18

K318DFA-ELR \$334.98

K318DFA-SF \$310.18

K320ADDA-ELR \$384.61

K320ADDA-SF \$359.80

K320DDA-ELR \$347.38

K320DDA-SF \$322.58

K320DFA-ELR \$347.38

K320DFA-SF \$322.58

- VIPER weighs 32 lbs.. (Excluding front rigging).
- Easier to propel and transport.
- New frame style eliminates seat guides and allows for custom backs and accessories.
- Back height adjustable from 18" - 20".
- Carbon steel black powder coated frame double coated for an attractive, chip-proof, maintainable finish.
- Durable, flame retardant nylon upholstery resists mildew and bacteria.
- Composite Mag-style wheels with aluminum hand rims are lightweight and maintenance free.
- Urethane rear tires and casters offer superior performance, smoother ride and are lightweight.
- 8" Front casters have 3 height adjustments.
- Nylon, padded armrests provide added patient comfort.
- Flip-back arms allow for easy transfer.
- Composite steel lined front receiver is angled so the arm will lock into place every time.
- The front mounted release lever can be flipped up or down depending on the patients needs.
- Precision sealed wheel bearings in front and rear ensure long lasting performance and reliability.
- Dual axle provides easy transition of seat height to hemi level.
- Comes with swing-away footrests or elevating legrests with tool free adjustable length riggings.
- Composite footplates with heel loops are durable and lightweight.
- Comes standard with "flip up" anti-tippers.
- Comes with push to lock wheel locks.
- Limited Lifetime Warranty.

DDA-Detachable Desk Arm
DFA-Detachable Fixed Arm

ELR-Elevating Leg Rest
SF -Swing Away Foot Rest



TYPE 2 – LIGHTWEIGHT STANDARD MANUAL WHEELCHAIR Viper - Deluxe High Strength LIGHTWEIGHT, Dual Axle

L412DDA-ELR	\$777.85
L412DDA-SF	\$746.03
L414DDA-EL	\$777.85
L414DDA-SF	\$746.03
L416ADDA-ELR	\$680.69
L416ADDA-SF	\$648.86
L416DDA-EL	\$605.21
L416DDA-SF	\$573.39
L416DFA-ELR	\$550.19
L416DFA-SF	\$573.39
L418ADDA-ELR	\$680.69
L418ADDA-SF	\$648.86
L418DDA-ELR	\$605.21
L418DDA-SF	\$573.39
L418DFA-ELR	\$605.21
L418DFA-SF	\$573.39
L420DDA-ELR	\$614.92
L420DDA-SF	\$583.09
L420DFA-ELR	\$614.92
L420DFA-SF	\$583.09



TYPE 2 – LIGHTWEIGHT STANDARD MANUAL WHEELCHAIR Aluminum Viper Plus GT - Deluxe High Strength LIGHTWEIGHT, Dual Axle Built in Seat Extension

DDA-Detachable Desk Arm
DFA-Detachable Fixed Arm

ELR-Elevating Leg Rest
SF –Swing Away Foot Rest

PLA416FBDAARAD-ELR	\$784.98
PLA416FBDAARAD-SF	\$746.71
PLA416FBFAARAD-ELR	\$784.98
PLA416FBFAARAD-SF	\$746.71
PLA418FBDAARAD-ELR	\$713.61
PLA418FBDAARAD-SF	\$678.83
PLA418FBFAARAD-ELR	\$784.98
PLA418FBFAARAD-SF	\$746.71
PLA420FBDAARAD-ELR	\$812.50
PLA420FBDAARAD-SF	\$774.25
PLA420FBFAARAD-ELR	\$812.50
PLA420FBFAARAD-SF	\$703.87
PLA422FBDAAR-ELR	\$895.10
PLA422FBDAAR-SF	\$856.85
PLA422FBFAAR-ELR	\$895.10
PLA422FBFAAR-SF	\$856.85

- Adjustable seat rail extension and upholstery with 2" extension easily adjusts from 16" to 18" depth.
- The Viper Plus GT offers the additional convenience of having the ("Rapid Delivery Program-RDP"), all in one carton and ready to go.
- All Aluminum frame.
- Dual Axle allows for multiple seat to floor height positions.
- Adjustable height, flip back, removable, padded arms.
- Weighs under 32 lbs.. (Excluding front rigging).
- Over center cross brace eliminates seat guides, works with seating and positioning accessories.
- Adjustable angle back easily adjusts from 5° – 20°.
- Adjustable height back adjusts from 17" – 19" in 1" increments, adaptable for individual patient needs.
- Durable, heavy gauge flame retardant nylon upholstery with velcro modesty flaps, resists mildew and bacteria.
- Quick release, 24" composite Mag-style wheels are lightweight and maintenance free.
- Precision sealed wheel bearings in front and rear ensure long lasting performance and reliability.
- Adjustable angle caster forks have 3 height adjustments and angle adjustability.
- Tool free adjustable swing away footrests also feature easy to access release handles.
- Urethane rear tires and casters offer superior performance, smoother ride and are lightweight.
- Adjustable anti-tipper with flip-up wheels. Never needs to be removed.
- Comes with push to lock wheel locks.
- Patent Pending. Limited Lifetime Warranty.



TYPE 3 - LIGHTWEIGHT PERFORMANCE Cougar - Ultralight Aluminum WHEELCHAIR

AK516ADA-AELR

Price: \$1,191.76

AK516ADA-ASF

Price: \$ 1,044.13

AK518ADA-AELR

Price: \$ 1,191.76

AK518ADA-ASF

Price: \$ 1,044.13

ADA-Adjustable Desk Arm

ELR-Elevating Leg Rest

SF -Swing Away Foot Rest

- Ultra light, weighs less than 27 lbs.. (K0005).
- Forward folding back to reduce size.
- Tool free back height adjustable from 17"-20.5".
- Seat depth adjustable from 16"-18".
- Multi-position back can adjust 15°.
- Rigidity bar provides support.
- Quick release rear wheels.
- Semi-Pneumatic tires on a 24" spoke wheel provide a smooth, true roll.
- 3" of depth adjustment in the overall wheelbase.
- Rear axles are height adjustable from 15"-19".
- Front casters are angle adjustable and height adjustable in 5 positions.
- Arm rest can be flipped allowing 2" width adjustment.
- Nylon upholstery is breathable, lightweight and comfortable.
- Adjustable aluminum wheel locks.
- Swing-away footrests swing in and out.
- Lightweight, composite footplates with heel loops come standard.
- Weight Capacity: 250 lbs..
- Limited Lifetime Warranty.

TYPE 5 – MANUAL DYNAMIC TILT WHEELCHAIR Deluxe Sentra Full Reclining - Dual Axle

STD14RBDDA	\$1,097.24
STD16RBADDA	\$ 917.86
STD16RBADFA	\$ 899.86
STD16RBDDA	\$ 760.59
STD16RBDFA	\$ 760.59
STD18RBADDA	\$ 917.86
STD18RBADFA	\$ 917.86
STD18RBDDA	\$ 645.35
STD18RBDFA	\$ 877.48
STD20RBADDA	\$ 917.86
STD20RBADFA	\$ 917.86
STD20RBDDA	\$ 760.59
STD20RBDFA	\$ 760.59
STD22RBDDA	\$1,272.94

DDA-Detachable Desk Arm

DFA-Detachable Fixed Arm

ADDA-Adjustable Detachable Desk Arm

ADFA-Adjustable Detachable Fixed Arm

ELR-Elevating Leg Rest

SF –Swing Away Foot Rest



- Hydraulic reclining mechanism allows for infinite adjustments up to 180°.
- Durable, heavy gauge naugahyde upholstery.
- Carbon Steel frame with triple coated chrome for an attractive, chip-proof, maintainable finish.
- Composite Mag-style wheels with chrome hand rims are lightweight and maintenance free.
- 8" front casters.
- Padded armrests provide added patient comfort.
- Wheels set back on frame prevents tipping.
- Precision sealed wheel bearings in front and rear ensure long lasting performance and reliability.
- Rear anti-tippers standard.
- Comes standard with swing-away elevating legrests.
- Aluminum footplates are attractive, crack-proof and lightweight.
- Front caster forks are adjustable in 3 positions.
- Carry pocket standard.
- Headrest extension with cushioned head immobilizer standard.
- Comes with push to lock wheel locks.
- Limited Lifetime Warranty.



TYPE 5 – MANUAL DYNAMIC TILT WHEELCHAIR Viper Plus Full Reclining - Deluxe High Strength, LIGHTWEIGHT, Dual Axle

DDA-Detachable Desk Arm
DFA-Detachable Fixed Arm

PL412RBDDA \$1,256.87

PL414RBDDA \$1,256.87

PL416RBDDA \$1,148.44

PL416RBDFA \$1,148.44

PL418RBDDA \$1,148.44

PL418RBDFA \$1,148.44

PL420RBDDA \$1,205.75

PL420RBDFA \$1,205.75

- Hydraulic reclining mechanism allows for infinite adjustments up to 180°.
- Durable, flame retardant nylon upholstery resists mildew and bacteria.
- Carbon steel frame with double coated chrome for an attractive, chip-proof, maintainable finish.
- Composite Mag-style wheels are lightweight and maintenance free.
- 8" front casters.
- Nylon, padded armrests provide added patient comfort.
- Flip-back arms allow for easy transfer.
- Precision sealed wheel bearings in front and rear ensure long lasting performance and reliability.
- Standard dual axle provides easy transition of seat to hemi-level.
- Front caster forks are adjustable in 3 positions.
- Comes standard with swing-away elevating legrests.
- Composite footplates are durable and lightweight.
- Urethane rear tires and casters offer superior performance, smoother ride and are lightweight.
- Comes with push to lock



TYPE 5 – MANUAL DYNAMIC TILT WHEELCHAIR Silver Sport Full Reclining Wheelchair

- Hydraulic reclining mechanism allows for infinite adjustments up to 180°.
- Arms have support extension for reclining position.
- Nylon upholstery is comfortable, lightweight and easy to clean.
- Carbon Steel frame with silver vein finish for an attractive, maintainable finish.
- Composite Mag-style wheels are lightweight and maintenance free.
- 8" front casters.
- Padded armrests provide added patient comfort.
- Wheels set back on frame prevents tipping.
- Precision sealed wheel bearings in front and rear ensure long lasting performance and reliability.
- Rear anti-tippers standard.
- Headrest extension with cushioned head immobilizer standard.
- Comes standard with swing-away elevating legrests.
- Plastic footplates.
- Comes with push to lock wheel locks.
- Limited Lifetime Warranty.

SSP16RBDDA Price:	\$774.70
SSP18RBDDA Price:	\$774.70
SSP20RBDDA Price:	\$774.70
CS18RBDDA Price:	\$724.10

DDA-Detachable Desk Arm

Intrepid MID WHEEL Drive POWER WHEELCHAIR with Peace of Mind Service

- Tight 18" turning radius is ideal for indoor maneuverability.
- Unique QuadraSpring suspension provides ultimate in smooth-riding stability.
- Standard swivel Captain's seat with fold-down backrest and adjustable height headrest.
- Standard seats are height adjustable and feature 25 degrees of recline.
- Removable flip-up armrests are height, width and angle adjustable.
- Adjustable length controller mount can be fixed to either the left or right armrest and can be fitted with an optional swingaway arm.
- Standard positioning belt for added security.
- Standard flip-up footplate with adjustable height and angle.
- Footplate includes textured, skid-proof cover.
- Mid wheel drive for tightest turning radius, perfect for indoor use.
- Programmable controller allows you to tailor the chair's performance to each user.
- Single-plug controller easily fastens into port on rear of chair.
- Seats have four height adjustments, from 20" to 23".
- Extra strong steel frame for long-lasting durability.
- Flat-free, non-marking tires offer worry-free travel.
- Motor assemblies offer easy freewheel operation, allowing the chair to be pushed, which can be helpful for transport.



Price: \$2,946.39

Captain's Seat

INTREPIDBL18CS 18",Midnight Blue

INTREPIDRD18CS 18",Metallic Red

Price: \$2,984.19

Captain's Seat

INTREPIDBL20CS 20",Midnight Blue

INTREPIDRD20CS 20",Metallic Red

Price: \$2,946.39

Pan Seat

INTREPIDP22BL18PS 18",Midnight Blue

INTREPIDP22RD18PS 18",Metallic Red

Price: \$2,984.19

Pan Seat

INTREPIDP22BL20PS 20",Midnight Blue

INTREPIDP22RD20PS 20",Metallic Red



Sunfire Gladiator MID-WHEEL Drive Very Heavy Duty POWER WHEELCHAIR with Captain Seat/Solid Pan Rehab Seat Power Tilt Rehab Seating with Peace of Mind Service

- 500 lb. Weight Capacity
- Mid-wheel technology for easy maneuverability.
- PG VR2 controller, powerful 90 amp with programmable features.
- Adjustable 45° infinite position tilt seating (854 Series)
- Adjustable height, width and angled arms.
- Adjustable height, pillow headrest. (853 Series)
- Large comfortable captain seat with adjustable 45° infinite position reclining back.
- Comes with dual adjustable height and angled footplate.
- 4 flat free tires and casters.
- 14" rear non-marking grey tires.
- Full adjustable tension suspension.
- Dual 5" anti-tippers and rear swivel casters.
- 5 AMP charger.
- Elevating legrest option available with Solid Pan Rehab seat only (852 Series).
- Comes with 50 AMP sealed batteries (item # SG3C853322)
- Has been tested and surpassed the ANSI RESNA testing requirement.

SG-3CRD-853 Captain Seat

Price: \$11,055.69

SG-3CRD-852 Solid Pan Rehab Seat

Price: \$9,879.50



**Image EC MID WHEEL Drive
POWER WHEELCHAIR
with Peace of Mind Service**

- Mid wheel drive allows for tighter turning radius.
- PG Controller with diagnostic fault codes.
- Off board charger.
- Joystick can be mounted on either side.
- Front swivel anti-tippers have true independent adjustable suspension.
- Helps prevent the drive wheels from losing contact with the ground.
- Drive mid wheels are flat free including coil spring tension suspension.
- Uniquely designed Dynamic Drive suspension for greater climbing ability and comfort when traveling forward and in reverse.
- Front and Rear semi-pneumatic swivel wheels.
- Foot plate is angle, height and depth adjustable.
- Elevating legrest or footrest kit available (SFELR-KIT).
- 18" deluxe height adjustable swivel captain's seat. (20" optional)
- Positioning belt standard.
- Arms are width, height and angle adjustable.
- Standard headrest is height adjustable.
- Seat reclines for comfort and folds down for portability.
- Has been tested and surpassed the ANSI
- RESNA testing requirement.
- Comes with batteries (Item #U1)
- Batteries are accessible from the rear of the chair.
- 300 lb. Weight Capacity.

Price: \$2,984.19

2800ECBL-RCL 18" Seat, Blue

2800ECBU-RCL 18" Seat, Burgundy

Price: \$3,480.99

2800ECBL-RCL-20 20" Seat, Blue

2800ECBU-RCL-20 20" Seat, Burgundy



**Sunfire General
HEAVY DUTY Bariatric
REAR WHEEL DRIVE
POWER WHEELCHAIR
With Peace of Mind Service**

- 400 lb. weight capacity and 500 lbs.. with 22" seat option.
- PG VR2 controller with programmable features.
- Adjustable 45° infinite position reclining back.
- Adjustable height, width and angled arms.
- Adjustable height headrest, no-gap pillow headrest on the 400 lb. model.
- Upgraded swivel captain's seat.
- Comes with adjustable height and angled footplate.
- 13 inch rear free non marking tires.
- 10 inch flat free front caster.
- Full adjustable tension suspension.
- Dual 5" anti-tippers.
- On board charger.
- 22" seat optional and recommended for larger users
- up to 500 lbs..
- Has been tested and surpassed the ANSI RESNA testing requirement.
- Comes with batteries.
- Bracket (SFELR) for front riggings (ELELR-P, STDELR-TF) all sold separately.
- Optional riggings available.

Price: \$3,530.71

SP-3C-BL701 Captain's Seat, Blue

SP-3C-R701 Captain's Seat, Red

SP-3C-G701 Captain's Seat, Gold

Price: \$4,169.83

SP-3C-BL701-22 Captain's Seat, Blue

SP-3C-R701-22 Captain's Seat, Red

SP-3C-G701-22 Captain's Seat, Gold



Sunfire Plus EC REAR WHEEL Drive POWER WHEELCHAIR Base with Peace of Mind Service

- Mid sized rear wheel drive.
- 18" x 16" seat will comfortably accommodate up to a 20" x 18" requirement.
- Programmable VR2 controller with adjustable joystick mount.
- Swivel and reclining captain seat with adjustable head rest. Adjustable up to 50° reclining back angle.
- Padded armrests are flip back, height, angle, width and depth adjustable.
- Seat post mounted seat that swivels 90°.
- Standard seat belt.
- 4 AMP, fan cooled, off board charger.
- Available in three attractive colors (blue, red and gold).
- Adjustable height, angle and depth footplate.
- Flat free tires provide security and a comfortable ride.
- Has been tested and surpassed the ANSI RESNA testing requirements.
- Comes with batteries. (U1 34 AMP batteries)
- Brackets (ECEL-R-P or SFELR) for front riggings (STDEL-R-TF or STDSF-TF) all sold separately.
- 300 lb. Weight Capacity.

Price: \$2,582.11
SPEC-3C-BL 18" Blue
SPEC-3C-R 18" Red
SPEC-3C-G 18" Gold

Price: \$2,606.69
SPEC-3C-BL-20 20", Blue
SPEC-3C-R-20 20", Red

Cobalt REAR WHEEL Drive Travel POWER WHEELCHAIR with Peace of Mind Service

- Full-size performance in a lightweight, easily transportable power wheelchair.
- Can be disassembled quickly and easily with the pull of a quick release lever.
- Seats swivel and feature a fold-down backrest
- Seat has four height adjustments, from 20" to 23".
- Padded, flip-up armrests allow for easy transfers and user access.
- Armrests are also removable and height and width adjustable for positioning, support and adaptability to the size of the user.
- Adjustable length controller mount can be affixed to either the left or right armrest and can be fitted with an optional swingaway arm for additional flexibility.
- Standard footplate can be flipped up out of the user's way and adjusted in both height and angle.
- Chair can be fitted with optional elevating legrests allowing the user to travel comfortably with raised legs—a necessity for those with some medical conditions, such as edema.
- Standard positioning belt for added user security.
- Armrest-mounted reflectors increase the chair's visibility.
- Programmable controller with common connectors is easy to service and setup and can be personalized for individuals with special requirements.
- Flat-free, non-marking tires offer worry free travel.
- Motor assemblies offer easy freewheel operation, allowing the chair to be pushed, which can be helpful for transport.
- Cobalt 250 lbs.. Weight Capacity



Price: \$2,643.99
COBALTB16FS 16"
Folding Seat, Midnight Blue

Price: \$2,643.99
COBALTRD16FS 16"
Folding Seat, Metallic Red



TYPE 1- POWER BASE Wildcat Folding POWER WHEELCHAIR with Peace of Mind Service

Price: \$ 2,382.20

Wildcat 18

Wildcat 20

Wildcat 18 Blue

Wildcat 18 Red

Wildcat 18 Yellow

Wildcat 20 Blue

Wildcat 20 Red

Wildcat 20 Yellow

- Lightweight steel frame can be folded to a compact 13" width for easy portability, transport and storage.
- Adjustable height, flip-up armrests.
- Programmable controller with common connectors.
- Adjustable length controller mount can be affixed to either the left or right armrest and can be fitted with an optional swing-away arm.
- Flat-free, non-marking tires.
- Standard anti-tip wheels for added safety.
- Standard seat belt and seat back storage pouch.
- Swing-away footrests and calf strap.
- Manual wheel locks for additional safety.
- Padded, fold-down backrest and foam cushioned seat.
- Soft plastic skirt guards eliminate sharp edges against client and clothing.
- Nylon seat and back upholstery offers more breathable seating surface, reducing heat and moisture buildup.
- Motor assemblies offer easy freewheel operation, allowing the chair to be pushed, which can be helpful for transport.

- Heavy duty mobility for users up to 450 lbs..
- Lightweight steel frame can be folded to a compact 13" width for easy portability and storage.
- General foam seat cushion included.
- Oversized padded, flip-up armrests allow for easy transfers and access to user. Armrests are also height adjustable.
- Adjustable length controller mount can be affixed to either the left or right armrest and can be fitted with an optional swingaway arm for additional flexibility.
- Standard swingaway foot rests can be flipped up out of the user's way and height adjusted.
- Soft plastic skirt guards eliminate sharp edges against client and clothing.
- Nylon seat and back upholstery offers more breathable seating surface, reducing heat and moisture buildup.
- Standard calf strap adds additional support for legs.
- Fold-down backrest makes it easier for storage and transport, plus it offers additional access to user for an attendant or caregiver.
- Rear anti-tip wheels for added safety.
- Seat back storage pouch, handy storage for any take-along items for user or caregiver.
- Chair can be fitted with optional Elevating Leg Rests allowing the user to travel comfortably with their legs raised—a necessity for those with some medical conditions, such as edema.
- Standard positioning belt for added user security.
- Manual wheel locks offer additional security and safety.
- Programmable controller with common connectors is easy to service and setup and can be personalized for individuals with special requirements.
- Flat-free, non-marking tires offer worry free travel.



TYPE 1- POWER BASE Wildcat 450 HEAVY DUTY Folding POWER WHEELCHAIR with Peace of Mind Service

Price: \$2,819.85
Wildcat 450 – 20

Price: \$2,914.98
Wildcat 450 – 22

Price: \$3,861.49
Wildcat 450BK24SS



TYPE 1- POWER BASE Cirrus Plus EC Folding POWER WHEELCHAIR with Peace of Mind Service

Price: \$ 2,454.99
CPN16FBA 16"Wheelchair,
with Flip Back Arms

Price: \$ 2,454.99
CPN18FBA 18"Wheelchair,
with Flip Back Arms

Price: \$ 2,647.21
CPN20FBA 20"Wheelchair,
with Flip Back Arms

Price: \$ 3,477.21
CPN22FBA-22"Wheelchair,
with Adjustable
Height/Width Removable
Arms

- Foldable, lightweight frame makes portability and transportation easy and convenient.
- Integrated, programmable PG controller.
- Adjustable height flip back and detachable arms.
- Attractive carbon steel frame with silver vein finish.
- Flat free, 12.5" black drive wheels.
- Front 8" flat free black casters.
- Anti-tippers standard.
- Adjustable tension back upholstery.
- Comes standard with seat belt, seat cushion with pouch, swing-away footrest with calf straps and heel loops.
- Elevating legrests optional. (Item # LELR-TF)
- Folding battery tray.
- Padded back upholstery and cushioned seat.
- 22" model has double cross brace frame.
- Adjustable length joystick mount.
- Wheel locks.
- Comes with batteries.
- Has been tested and surpassed the ANSI RESNA testing requirement.
- Attractive sling style seating.
- 300 lb. Weight Capacity.

**Type 2 – POWER BASE
Front Wheel Drive POWER
WHEELCHAIR
with Peace of Mind Service**



2850-18
2850-20

Price: 2,754.44
Price: 2,820.68

- Durable, reliable performance, easy to service.
- Adjustable height, width and angle, padded arms.
- Seat is offered with 20" x 20" seat size.
- Semi reclining back, 20.5" height with headrest.
- Sits on contact points, seat plate can be adjusted forward or backward for patient positioning, very stable.
- Easy access to clutch to engage or disengage motor control.
- PG controller can be moved to either side for positioning.
- No shroud, easy open access to all components for quick servicing.
- Quick release pins for easy seat removal.
- Front wheel drive system, great power and navigation capability.
- Footplate height and angle adjustable.
- Weight Capacity 300 lbs..



Spitfire 1310 3-Wheel Compact Travel SCOOTER

- Scooter can be easily disassembled into 5 pieces for transport or storage.
- 9 mile maximum range.
- Solid, non-marking, flat-free tires for worry-free travel.
- Adjustable angle tiller allows the client to position the controller into the most ideal driving position.
- Seat features 180 degree swivel and fold-down backrest.
- Removable flip-up armrests have adjustable height, width and angle for a broad range of adjustments.
- These can easily be changed and adjusted to fit the needs of the client.
- Anti-tip wheels for greater safety.
- Seat back folds completely flat, which comes in handy when transporting or storing the scooter.
- Standard plastic front basket includes removable liner bag

SPITFIRE1310BL16FS

SPITFIRE1310RD16FS

Price: \$ 1,589.19



Bobcat™ 3 Wheel Compact SCOOTER

- For indoor and outdoor use.
- Allows for 32.2" turning radius.
- Convenient, compact 4 piece design makes tool free assembly and disassembly easy.
- Easy to remove batteries.
- Protected thumb style throttle.
- Comfortable height adjustable seat with flip back, adjustable width armrests.
- Comes with anti-tippers.
- Top speed 4 mph. and a cruising range of 7.5 miles.
- Flat free tires.
- Comes with large carry basket.
- Easy to adjust tiller.
- Comes with 2, 12Ah

Price: \$1,668.28

S38600-POM Red

S38601-POM Blue

Comes with Peace of Mind Service

Phoenix 3 Wheel Compact SCOOTER

- For indoor and outdoor use.
- New interchangeable color panels (red & blue) included.
- 3 wheel model allows for 32.3" turning radius.
- Convenient, compact design.
- Easy to assemble.
- Comes with easy to remove wireless battery that can be charged separately from the scooter.
- Comes with headlight. New "Finger-Pull" throttle.
- Comfortable height adjustable, upgraded seat.
- Flip back adjustable width arms.
- Speed ranges from .5 mph to 4 mph and a cruising range of 15 miles.
- Stackable battery box will allow an optional battery for increased range up to 30 miles.
- Comes standard with anti-tippers.
- Convenient free-wheel release knob.
- Flat free tires. Large carry basket. Easy to adjust tiller.
- For added safety the tiller has an auto straightening function.
- Has been tested and surpassed the ANSI RESNA testing requirement.
- 70 amp drive CTE electronics.
- 300 lb. Weight Capacity.



S35010

Price: \$1,650.39
S35010-POM Red/Blue,

Daytona 3 GT 3 Wheel Medium Size SCOOTER

- For indoor and outdoor use.
- 3 wheel design allows for small, 40.2" turning radius.
- Ability to assemble/disassemble into 5 pieces for transport.
- Comes with headlight and tail light.
- Contoured swivel seat is height and depth adjustable, features flip back height and adjustable arms.
- Top speed 5 mph.
- Cruising range of 20 miles w/U1 batteries (20 AMP batteries and U1 battery compatible).
- Comes standard with anti-tippers.
- New "Finger-Pull" throttle.
- Large carry basket. Flat free tires.
- Easy to adjust tiller.
- Has been tested and surpassed the ANSI RESNA testing requirement.
- 70 amp Drive CTE electronics. Comes with batteries.



S35005GT

Price: \$2,300.19
S35005GT-POM Red
S35006GT-POM Blue

Comes with Peace of Mind Service



Pilot 2310 3-Wheel Medium Size SCOOTER

Price: \$2,843.79
PILOT2310BL18CS 18"
Midnight Blue

Price: \$2,780.79
PILOT2310BG18CS 18"
Burgundy

Price: \$2,877.99
PILOT2310BL20CS 20"
Midnight Blue
PILOT2310BG20CS 20"
Burgundy

- 22 mile maximum range excellent for indoor and outdoor use.
- Standard comfortable and durable Captain's Seats feature deep-contoured cushions and backs for maximum comfort and support.
- Captain's Seats swivel and feature a fold-down backrest with 25 degrees of recline and an adjustable height headrest.
- Seats have four height adjustments, from 20" to 23".
- Seat can be moved forward or backward using the auto-style seat slides.
- Padded, flip-up armrests allow for easy transfers and user access. Armrests are also removable and height and width adjustable.
- Adjustable angle, delta tiller allows the user to position the controls at the most comfortable angle and depth.
- Ergonomic controls make it easier for those with limited strength or dexterity to handle the scooter.
- Anti-tip wheels for greater safety.
- Standard safety package includes headlight, horn, turn signals and dual rear view mirrors.
- 350 lb. Weight Capacity

Comes with Peace of Mind Service

Prowler 3310 3-Wheel Full Size SCOOTER

- Performance and construction perfect for outdoor use.
- Standard comfortable and durable Captain's Seats feature deep-contoured cushions and backs for maximum comfort and support.
- Captain's Seats swivel and feature a fold-down backrest with 25 degrees of recline and an adjustable height headrest.
- Seats have four height adjustments, from 25" to 28".
- Seat can be moved forward or backward using the auto-style seat slides.
- Padded, flip-up armrests allow for easy transfers and user access.
- Armrests are also removable and height and width adjustable.
- Adjustable angle, delta tiller allows the user to position the controls at the most comfortable angle and depth.
- Ergonomic controls make it easier for those with limited strength or dexterity to handle the scooter.
- Anti-tip wheels for greater safety.
- Additional hand-operated drum brake for use when extra-quick stops are necessary.
- Standard safety package includes headlight, horn, turn signals and dual rear view mirrors.



PROWLER3310MG20CS
Price: \$3,804.99

Pilot 2410 4-Wheel Medium Size SCOOTER

- 22 mile maximum range excellent for indoor and outdoor use.
- Standard comfortable and durable Captain's Seats feature deep-contoured cushions and backs for maximum comfort and support.
- Captain's Seats swivel and feature a fold-down backrest with 25 degrees of recline and an adjustable height headrest.
- Seats have four height adjustments, from 20" to 23".
- Seat can be moved forward or backward using the auto-style seat slides.
- Padded, flip-up armrests allow for easy transfers and user access. Armrests are also removable and height and width adjustable.
- Adjustable angle, delta tiller allows the user to position the controls at the most comfortable angle and depth.
- Ergonomic controls make it easier for those with limited strength or dexterity to handle the scooter.
- Anti-tip wheels for greater safety.
- Standard safety package includes headlight, horn, turn signals and dual rear view mirrors.
- 350 lb. Weight Capacity



Price: \$ 3,021.99
PILOT2410BL18CS 18" Midnight Blue
PILOT2410BG18CS 18" Burgundy

Price: \$ 3,057.99
PILOT2410BL20CS 20" Midnight Blue
PILOT2410BG20CS 20" Burgundy

Comes with Peace of Mind Service

Comes with Peace of Mind Service



Gladiator GT Heavy Duty 4 Wheel SCOOTER

- 400 lb. weight capacity for the 20" seat (GT 807).
- 500 lb. weight capacity for the 22" seat (GT 808).
- Large comfortable captain seat with adjustable depth, height and width arms.
- Both seat styles come standard swivel, reclining and adjustable height with sliding depth.
- Easy to adjust tiller.
- Features "Free Wheel" mode where scooter can be moved manually.
- Comes standard with anti-tippers, head and rear lights and shock absorbers.
- Top speed 5.6 mph with indoor and outdoor speed mode. Cruising range 15-20 miles (Fully adjustable suspension. 10 inch pneumatic tires.
- Comes with batteries. Front basket and mirrors standard.
- Full lighting package with active brake lights.
- Electromagnetic brake. HD 110 amp electronics and HD motor.

Price: \$ 4,452.99

GT807 20" Seat, Red, 400 lb. Weight Capacity

Price: \$ 4,686.99

GT808 22" Seat, Red, 500 lb. Weight Capacity



Osprey 4410 Heavy Duty 4-Wheel SCOOTER

- High ground clearance and pneumatic tires ideal for outdoor travel.
- Industry-leading 500 lb. weight capacity.
- Adjustable angle, delta tiller for comfortable, ergonomic control.
- Standard safety package includes headlight, horn, turn signals and dual rear view mirrors.
- Additional hand-operated drum brake for use when extra-quick stops are necessary.
- Front and rear suspension for a more comfortable ride.
- Anti-tip wheels for greater safety.
- Comfortable swivel Captain's seat with fold-down backrest and adjustable height headrest.
- Removable flip-up armrests have adjustable height, width and angle.
- Seat can be moved forward or backward using the auto-style seat slides.
- All seats are height adjustable and feature 25 degrees of recline and four height adjustments, from 27" to 30".
- Batteries included.

OSPREY4410MG20CS

OSPREY4410MG22CS

Price: \$ 5,648.19



Bobcat™ 4 Wheel Compact SCOOTER

- For indoor and outdoor use.
- Convenient, compact 4 piece design makes tool free assembly and disassembly easy.
- Easy to remove batteries.
- Protected thumb style throttle.
- Comfortable, height adjustable seat with flip back, adjustable width arms.
- Comes with anti-tippers.
- Top speed 4 mph and a cruising range of 7.5 miles.
- Flat free tires.
- Comes with large carry basket.
- Easy to adjust tiller.
- Comes with 2, 2Ah batteries.
- 250 lb. Weight Capacity.

Price: \$1,621.59

S38650 Red

S38651 Blue

Comes with Peace of Mind Service



Spitfire 1410 4-Wheel Compact Travel SCOOTER

- Disassembles quickly and easily, without tools, into 5 pieces.
- Wrap-around delta handles make driving easy, even for those with limited dexterity.
- Infinitely adjustable angle tiller with fingertip throttle control.
- Backlit battery gauge makes it even easier to read.
- Includes three sets of interchangeable body panels in red, blue and silver.
- Anti-tip wheels for greater safety.
- Flip-up armrests with adjustable width and angle.
- Armrest reflectors make the scooter more visible when traveling in low light conditions.
- Anti-tip wheels for greater safety.
- Comfortable 180 degree swivel seat with fold-down, padded backrest and stylish two-tone upholstery.
- Includes plastic front basket with removable liner bag.
- Flat-free, non-marking tires.
- Batteries included.

SPITFIRE1410BL16FS \$1,715.20

SPITFIRE1410RD16FS \$1,715.00

SPITFIRE142016FS12 \$1,702.00



Daytona 4 GT 4 Wheel Standard Size SCOOTER

- For indoor and outdoor use.
- Ability to assemble/disassemble into 5 pieces for transport.
- Contoured swivel seat is height and depth adjustable, features flip back height and adjustable arms.
- Top speed 5 mph.
- Cruising range of 20 miles w/U1 batteries (20 AMP batteries and U1 battery compatible).
- Comes standard with anti-tippers.
- Comes with dual headlights and a tail light.
- Flat free tires.
- New "Finger-Pull" throttle.
- Large carry basket.
- Easy to adjust tiller.
- Has been tested and surpassed the ANSI RESNA testing requirement.
- 70 amp Drive CTE electronics.
- Comes with batteries.
- 350 Weight Capacity.

Price: \$ 2,757.39
S45001GT Red
S45002GT Blue

Comes with Peace of Mind Service



Phoenix 4 Wheel Compact SCOOTER

- For indoor and outdoor use.
- New interchangeable color panels (red & blue) included.
- 4 wheel model allows for 44" turning radius and added stability.
- Convenient, compact design.
- Easy to assemble and disassemble into 4 pieces.
- Comes with easy to remove wireless battery that can be charged separately from the scooter.
- Comes with headlight.
- New "Finger-Pull" throttle.
- Comfortable height adjustable, upgraded seat.
- Flip back adjustable width arms.
- Speed ranges from .5 mph to 4 mph and a cruising range of 15 miles.
- Stackable battery box will allow an optional battery for increased range up to 30 miles.
- Comes standard with anti-tippers.
- Convenient free-wheel release knob.
- Flat free tires.
- Large carry basket.
- Easy to adjust tiller.
- For added safety the tiller has an auto straightening function.
- Has been tested and surpassed the ANSI
- ESNA testing requirement.
- 70 amp drive CTE electronics.
- 300 lb. Weight Capacity.

Comes with Peace of Mind Service

**Price: \$ 1,772.79
S35015**

Prowler 3410 4-Wheel Full Size SCOOTER

- Performance and construction perfect for outdoor use.
- Standard comfortable and durable Captain's Seats feature deep-contoured cushions and backs for maximum comfort and support.
- Captain's Seats swivel and feature a fold-down backrest with 25 degrees of recline and an adjustable height headrest.
- Seats have four height adjustments, from 25" to 28".
- Seat can be moved forward or backward using the auto-style seat slides.
- Padded, flip-up armrests allow for easy transfers and user access.
- Armrests are also removable and height and width adjustable.
- Adjustable angle, delta tiller allows the user to position the controls at the most comfortable angle and depth.
- Ergonomic controls make it easier for those with limited strength or dexterity to handle the scooter.
- Anti-tip wheels for greater safety.
- Additional hand-operated drum brake for use when extra-quick stops are necessary.
- Standard safety package includes headlight, horn, turn signals and dual rear view mirrors.
- 500 weight capacity



PROWLER3410MG20CS

Price: \$ 3,966.99

Comes with Peace of Mind Service



Odyssey 4 Wheel Full Size SCOOTER

- Speed settings for indoor and outdoor use.
- Combines attractive styling with rugged construction.
- Heavy duty drive train.
- Height and depth adjustable contoured swivel captain seat.
- Flip back deluxe arms are height, width and angle adjustable.
- Assembles and disassembles into 5 parts.
- Full front suspension.
- Comes standard with anti-tippers.
- Top speed 6 mph and a cruising range of 20 miles.
- Heavy duty bumpers.
- Comes with batteries.
- Large carry basket.
- Front and rear lights with turn signals.
- Flat free black tires.
- Easy to adjust tiller.
- Has been tested and surpassed the ANSI RESNA testing requirement.
- 385 lb. Weight Capacity.

Price: \$3,918.39 S45300

Price: \$3,920.15 S45200

Price: \$3,599.79 S45200LX-20

Price: \$3,664.59 S45200LX-22

Comes with Peace of Mind Service

Neoprene WRIST BRACE



- Universal fit.
- Designed to support weak wrist muscles and ligaments following strains, sprains, and stress injuries.
- Neoprene retains body heat, increases blood circulation and helps keep muscles warm, reducing risk of injury during or after sports activities.
- Cushion against blows, remain effective when wet.

Item # SNSLF590
Price: \$14.50

MEN'S Neoprene SPLINT WRIST



- Universal fit.
- Neoprene retains body heat, increases blood circulation and helps keep muscles warm.
- Snug fit of the hand and wrist for patient comfort.
- Does not limit finger movement.

Item # SNSLF591 Left
Item # LF592 Right
Price: \$21.52

Women's Neoprene SPLINT WRIST

- Universal fit.
- Neoprene retains body heat, increases blood circulation and helps keep muscles warm.
- Snug fit of the hand and wrist for patient comfort.
- Does not limit finger movement.



Item # LF595 Left
Item # LF596 Right
Price: 25.25

Elastic SPLINT WRIST Ambidextrous

- Designed to help relieve the pain and swelling associated with Carpal Tunnel Syndrome and to help support weak injured wrists.
- Helps relieve pain and swelling while maintaining full range of movement of thumb and fingers.
- Extra long 6.5" spoon and two side splints
- provide rigid support.



Item # SNSLF593 Small/Medium
Item # SNSLF594 Large/Xlarge
Price: \$25.25

Elastic WRIST WRAP

- Universal fit.
- Adjustable tension.
- Designed to support weak wrist muscles and ligaments following strains, sprains, and stress injuries.


Item # SNSLF598
Price: 12.00



Neoprene Golf and Tennis ELBOW

- Universal fit.
- Integrated compression pad reduces muscle contractions in the forearm and soothes the pain associated with inflammation of the epicondylitis.

Item # SNSLF597
Price: \$18.25





Multi-Purpose ANKLE WRAP

- Universal size. Elastic band with adjustable tension.
- Crisscrossed shape for additional support.

Item # SNSLF599

Price: \$14.50



Neoprene Deluxe ANKLE SUPPORT

- Universal fit.
- Stabilize and support weak ankle muscles and ligaments following strains, sprains, and stress injuries.
- Neoprene retains body heat, increases blood circulation and helps keep muscles warm, reducing risk of injury during or after sports activities.

Item # SNSLF600

Price: \$18.23



Neoprene KNEE STABILIZER

- Universal fit.
- Neoprene retains body heat, increases blood circulation and helps keep muscles warm.
- The flexible side stabilizers increase lateral stability and support knee ligaments without limiting movements.
- The front opening offers increased support for the patella and prevents compression.

Item # SNSLF604

Price: \$45.25



Elastic KNEE STABILIZER

- The flexible side stabilizers increase lateral stability and support knee ligaments without limiting movements.
- The front opening offers increased support for the patella and prevents compression.

Item# SNSLF602

Small/Medium

Item # SNSLF603

Large/Xlarge

\$22.35



Women Neoprene KNEE SUPPORT

- Universal size.
- The flexible side stabilizers increase lateral stability and support knee ligaments without limiting movements.
- Buttress insert acts as a patella stabilizer, while preventing direct pressure on the patella itself.
- Targets compression just below the kneecap to help relieve pain.

Item # SNSLF601

Price: \$34.93

HANDICAP ACCESS RAMP - HOW TO DETERMINE THE CORRECT LENGTH

- Your Drive owner's manual will determine how much of an incline your power wheelchair or scooter can climb.
- For a straight incline, measure the distance from the incline origin to the highest point.
- Measure the total width of the area you plan to place the ramp. Note that the ramp will need to be smaller than the total width in order to fit.
- Measure the total vertical climb (straight up and down) that you plan to go up.
- Use these measurements to find the length of the ramp required In accordance with the ADA requirements.

RESIDENTIAL USE RAMP LENGTH CHART			
Occupied - 2:12 Ratio (9.5 degree angle) (Sitting in chair when loading)		Unoccupied - 3:12 Ratio (14.5 degree angle) (Nobody in the chair when loading)	
RISE INCHES	REQUIRED RAMP LENGTH - FEET	RISE INCHES	REQUIRED RAMP LENGTH - FEET
4"	2'	4"	1'
6"	3'	6"	2'
8"	4'	8"	3'
10"	5'	10"	3'
12"	6'	12"	4'

RESIDENTIAL USE:

For loading unoccupied wheelchairs/scooters (unoccupied means nobody is sitting in the wheelchair/scooter while it navigates up the ramp):

ADA recommends a 3:12 slope which means for every 3" of vertical rise you are required to have at least one foot of ramp (14.5 degrees incline)

To determine the length of ramp needed:

Measure the vertical rise from the ground to where the ramp will sit on the vehicle, stairs or threshold.

Take that measurement (inches) and divide it by 3. This will determine the length of ramp needed for an unoccupied power chair. Example: 24 inches of rise requires an 8 foot ramp minimum (24 divided by 3).

For loading occupied power chairs/scooters (someone is riding on the power wheelchair/scooter):

ADA recommends a 2:12 slope which means every 2" of vertical rise requires one foot of ramp (9.5 degrees of incline)

To determine the length of ramp needed for residential usage (Note: Business use requires a 1:12 slope):

Measure the rise from the ground to where the ramp will sit on the vehicle, stairs or threshold.

Take that measurement (inches) and divide it by 2. This will determine the length of ramp needed for an unoccupied power chair. Example: 24 inches of rise requires a 12 foot ramp minimum (24 divided by 2).

BUSINESS USE:

For loading occupied power chairs/scooters (someone is riding on the power wheelchair/scooter):

ADA recommends a 1:12 slope which means every 1" of vertical rise requires one foot of ramp (5 degrees of incline).

To determine the length of ramp needed for business usage:

Measure the rise from the ground to where the ramp will sit on the vehicle, stairs or threshold.

This measurement equals the length of ramp needed in feet. Example: 24 inches of rise requires a 24 foot ramp minimum (24 divided by 1).

The chart below is to help get a better understanding as to degree of angle each ramp length will give you.

Please call for Pricing

Wheelchair/Scooter Ramps

- STDS1093 Single Fold with Carry Bag, 2' x 30", 1/cs
- STDS1094 Single Fold with Carry Bag, 3' x 30", 1/cs
- STDS1095 Single Fold with Carry Bag, 4' x 30", 1/cs
- STDS1096 Single Fold with Carry Bag, 5' x 30", 1/cs
- STDS1097 Single Fold with Carry Bag, 6' x 30", 1/cs

FEATURES:

- Designed to transition wheelchair or scooter from one surface height to another.
- Durable, lightweight construction.
- Comes with carry bag.
- Perforated slots keep water from collecting on ramp.
- Variety of sizes to meet many elevation changes.
- Weight capacity: 600 lbs.
- Limited Lifetime Warranty.



Accessories:

- STDS1093-B Bag for STDS1093, 1/bx
- STDS1094-B Bag for STDS1094, 1/bx
- STDS1095-B Bag for STDS1095, 1/bx
- STDS1096-B Bag for STDS1096, 1/bx
- STDS1097-B Bag for STDS1097, 1/bx

Ramp Weight

2'	3'	4'	5'	6'
14 lbs.	20 lbs.	27 lbs.	34 lbs.	38 lbs.



MediBeads NECK WRAP 8"x12"

Item # SNSINC8621

Price: 40.20

- MediBeads produce moist heat by absorbing water molecules from the air.
- When activated in the microwave, these molecules are released in the form of clean soothing heat.
- Designed to relieve tight, sore muscles resulting from stress, tension, and prolonged static activities.
- Each contoured wrap is covered in a soft, plush fabric and conforms to the shape of your body to maximize relief.
- Other moist heat products absorb body oils, product odours, or encourage mold and fungal growth, but anti microbial Medi-Beads stay clean and odour free!
- Microwave for approx. 1 minute and the wrap is ready to use for up to 30 minutes. Material: 100% polyester.
- Wait 2 hours after use before cleaning. Hand wash or surface clean in cold water.



MediBeads Standard Pad 9"x12"

Item # SNSINC8622

Price: 38.90

NECK and SHOULDER Wrap

- Specialized design soothes neck and shoulder aches
- Can be placed in freezer for use as a cooling pack
- All-Natural Ingredients
- Naturally retains atmospheric moisture for moist heat therapy
- Cotton cover
- Can be put in microwave to use as a heating pad or freezer for a cooling pack
- Tri-sectional shape conforms to upper back and neck




Item # SNSNS-WRP-01

Price: 24.99

Heat Therapy LUMBAR PAD by ObusForme®

- The Heat Therapy Lumbar Pad offers an innovative, dual-purpose design with heat therapy and lumbar support in one convenient accessory product. It adds soothing heat therapy to any user's Low-back backrest support.
- The convenient design allows the entire pad, including the cover, to be easily heated in the microwave.
- Velcro strips will hold this unit firmly on almost any cloth chair, Backrest not included



Item # SNSLP-HTL-01

Price: 26.99

Thermophore 14"x27" Heat pad



- The Thermophore Classic Moist Heating Pad is the original Thermophore, with a hand-held switch that lets you press for heat and release to cool down.
- The unique Thermophore Classic design delivers intense, moist heat to your muscles, without having to add water. It is weighted and flexible, so it conforms to your body's contours.
- Because of its large size, the Standard can be applied to larger areas of the body, including the entire spine, both shoulders, and the legs.
- Versatility makes this the most popular size.
- Size: 14 by 27 inches
- Weight: 4 lbs.
- Cord Length: 6 feet
- Maximum Temperature: 180°F
- Electrical Specifications: 110 Volts; 150 Watts - 60 HZ A.C.
- Recommended Application Time: 15 - 20 minutes at a time

Item # SNSINC8602

Price: 139.60



Item # SNS10895

Price: 79.50

Michael Graves Therma MOIST HEATING PAD

- Heating pad will automatically shut off after treatment
- To prevent accidents, hand control will not allow unit to turn on unless the temperature is set at 0 degrees
- Do not expose pad to fluids
- Do not place pad directly over cuts, abrasions or open wounds
- To clean, remove cover from heating pad
- Machine or hand wash
- Use mild detergent in cool water
- Hang to dry or use set on cool gentle cycle in dryer
- Heat Settings: 115 degrees/130 degrees/150 degrees/165 degreesF (45 degrees/55 degrees/65 degrees/75 degreesC)
- Time Settings: 15, 30, 45, 60 minutes
- Power Consumption: 90-130 V, 40- 70 Hz



Moist HEATING PAD 12"x15"

- Ideal therapy for sore, aching, stiff muscles and joints.
- Heat penetrates tissue quickly and safely. Cloth cover is machine washable.
- Convenient slide on/off switch with indicator light.
- Absorbent sponge included for moist heat application.
- Size: 12" x 15".

Item # SNSAGF1HP4

Price: 59.98



Polarice Cold/Hot Pack

- Durable vinyl Hot/Cold pack is highly flexible. For cold or warm compresses.
- Freeze and use as a long-lasting pack and can be contoured to the body even when frozen.
- Heat in water or water-covered in the microwave.

Item # SNS8634

6x6	\$3.90
6x12	\$4.50
10x12	\$7.22



Economy Dual Channel TENS

- For chronic, acute and post operative pain.
- Designed for rehabilitation and physical therapy.
- Dual isolated channels.
- Mode Selector: Constant
- Intensity control is adjustable from 0-80 mA, 500 load.
- Pulse frequency adjustable from 2-150 Hz.
- Pulse width is adjustable from 40-250 micro-seconds.
- Wave form: asymmetrical, bi-phase, square pulse.
- Plastic belt clip.
- Comes complete with carrying case, 2 lead wires, 9-volt battery, 1 package of 4 pre-gelled electrodes and operating manual.
- 3 Year Limited Warranty.

Item # SNSAGF-3E

Price: 59.95

TERMS & CONDITIONS

Freight Policy

Freight charges of \$25.00 will be added to all orders. \$50.00 will be added to all RUSH orders.

Environmentally Friendly Company

Reducing our company's carbon footprint by using recycled materials is a top priority. We have identified certain products that can utilize recycled materials that enhance the products appearance, improve its weight capacity and more importantly, reduce waste in the manufacturing process. In the future, you will see more products that are environmentally friendly, noted by our icon.

Warranty Policy

Seniors Network Solutions warrants that products we sell will be free from defective workmanship and materials including a manufacturers limited life-time warranty on certain products. This warranty does not apply to breakage or failure due to tampering, misuse, neglect, accidents, wear and tear, or modification. Manufacturer's sole obligation under this warranty shall be limited to parts or product replacement. The issuance of credit towards a replacement is subject to Seniors Network Solutions evaluation of the returned item(s) meeting warranty guidelines. Please refer to each product for its specific warranty.

Return Policy

In order to expedite a return, please contact our customer service department at (866) 880-1442 or send an email to sales@seniorsnetworksolutions.com for a return merchandise authorization (RMA). Seniors Network Solutions cannot accept any unauthorized return without a previously issued RMA. All RMA's expire after 15 days of issuance. Used items are not eligible for return and are covered under their respective warranty. For used items under warranty, Seniors Network Solutions reserves the right to send a no-charge repair part.

Carton damaged items must be marked "DAMAGED" on the bill of lading for truck shipments or on the UPS manifest for small packages. Within five (5) days of original receipt, suspect items are to be inspected by the customer and have an RMA issued to report damage. Seniors Network Solutions shall notify the shipper to arrange for an inspection and pickup confirming the reported shipping damage, processes a replacement order billed to your account, and issue a credit based on the carriers findings. Credit cannot be issued for shipping damage if Seniors Network Solutions is notified to issue an RMA after five (5) days of original receipt. Unauthorized returns will not be accepted.

Unused items in saleable condition, which have an RMA, and are returned by customer within thirty (30) days of original receipt, are subject to a restocking fee. For a complete copy of the returns and warranty policy, please log onto www.seniorsnetworksolutions.com or contact us toll free at (866) 880-1442



